

Probing the String Clustering Model in pp interactions at LHC energies

Vladimir Vechernin, Svetlana Belokurova

St. Petersburg State University

6th International Conference on Particle Physics and Astrophysics
ICPPA-2022

Moscow, National Research Nuclear University “MEPhI”
29 November - 2 December 2022

Strings as color flux tubes

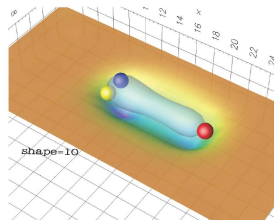
Color flux-tubes (gluon, chromo-electric flux-tubes):

A.B. Kaidalov (QGSM), Phys. Lett. B **116**, 459 (1982)

A.B. Kaidalov, K.A. Ter-Martirosyan, Phys. Lett. B **117**, 247 (1982)

Confirmed by lattice QCD simulations:

F. Bissey, A. I. Signal, D. B. Leinweber, Phys. Rev. D **80**, 114506 (2009)



Based on

S. Belokurova, V. Vechernin, Symmetry 14(8), 1673 (2022).

Using a Strongly Intense Observable to Study the Formation of Quark-Gluon String Clusters in pp Collisions at LHC Energies.

String fusion effects.

$pp \rightarrow pA \rightarrow AA$ - the increase of the string density in transverse plane leads to the string fusion (color ropes or string cluster formation)

T.S. Biro, H.B. Nielsen, J. Knoll, Nucl. Phys. B **245**, 449 (1984)

A. Bialas, W. Czyz, Nucl. Phys. B **267**, 242 (1986)

M.A. Braun, C. Pajares, Phys.Lett. **B287**, 154 (1992);

Nucl. Phys. **B390**, 542 (1993)

Collective effects are observed also in high-multiplicity pp events at LHC

String fusion in pp collisions with increasing energy and centrality

⇒ Reduction of multiplicity, increase of transverse momenta.

⇒ The influence on the Long-Range FB Correlations (LRC).

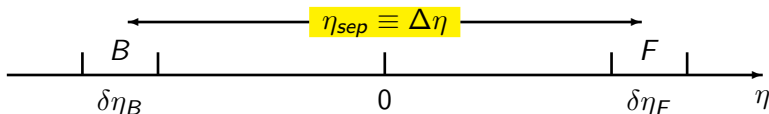
N.S. Amelin, N. Armesto, M.A. Braun, E.G. Ferreira, C. Pajares, Phys.Rev.Lett. **73**, 2813 (1994).

The same ideas in DIPSY:

C. Bierlich, G. Gustafson, L. Lonnblad, A. Tarasov JHEP **03** (2015) 148

Effects of Overlapping Strings in pp Collisions

Forward-Backward (FB) Rapidity Correlations



Forward-Backward (FB) Rapidity Correlations: $(k_z, \mathbf{k}_\perp) \Rightarrow (y, \mathbf{k}_\perp)$

$$y \equiv \frac{1}{2} \ln \frac{k_0 + k_z}{k_0 - k_z}, \quad \eta \equiv \frac{1}{2} \ln \frac{|\mathbf{k}| + k_z}{|\mathbf{k}| - k_z} = -\ln \operatorname{tg} \left(\frac{\theta^*}{2} \right)$$

The correlation coefficient:

$$b_{BF} = \frac{\langle FB \rangle - \langle F \rangle \langle B \rangle}{\langle F^2 \rangle - \langle F \rangle^2} = \frac{\operatorname{cov}(F, B)}{D_F} \quad (1)$$

Short- and long-range rapidity correlations

Traditional Observables

Traditional FB correlation:

$B, F \Rightarrow n_B, n_F$ - the **extensive** variables $\Rightarrow b_{nn}$

*A. Capella and A. Krzywicki, Phys.Rev.D***18**, 4120 (1978)

The locality of strong interaction in rapidity \Rightarrow

Short-Range FB Correlations (**SRC**),

between particles from a same source (string).

$z - \eta$ **correspondence**, *X.Artru, Phys.Rept.***97**(1983)147,

V.V.V., arXiv:0812.0604

Event-by-event variance in the number of cut pomerons (strings) \Rightarrow

Long-Range FB Correlations (**LRC**) at large η_{sep}

(the trivial "volume" fluctuations).

We'll look for observables, which is not sensitive to the fluctuation in the number of sources (strings), but is sensitive to the fluctuation in the quality of sources (e.g. to the formation of string clusters by string fusion).

Advanced Observables

The string fusion processes under consideration affects both LRC and SRC. The LRC is sensitive to fluctuations in both quantity and type of sources. The SRC is sensitive to the properties of a single source (string) and its modification in a process of string fusion into string clusters.

Unfortunately for traditional observables

the n_F - n_B correlation is strongly influenced by the "volume" fluctuations.

We can suppress the influence of these trivial "volume" fluctuations compared to the contribution of string fusion processes:

- 1) for LRC going from traditional **extensive** variables n_F and n_B to new **intensive** ones, e.g. event-mean transverse momenta p_F and p_B of all particles (n_F and n_B) in the intervals $\delta\eta_F$ and $\delta\eta_B$ (see e.g. [V.V., EPJ Web of Conf. 125, 04022 (2016)]).
- 2) for SRC going from b_{nn} to **more sophisticated correlation observables**, e.g. to the **strongly intensive observable** $\Sigma(n_F, n_B)$ (see e.g. [E. Andronov, V.V., Eur.Phys.J.A 55(2019)14, V.V., EPJ Web Conf. 191(2018)04011]).

The strongly intensive observable $\Sigma(n_F, n_B)$

The strongly intensive quantities

[*M.I.Gorenstein, M.Gazdzicki, Phys.Rev.C84(2011)014904*].

We define the strongly intensive observable $\Sigma(n_F, n_B)$ between multiplicities in forward (n_F) and backward (n_B) windows

[*E.V.Andronov, Theor.Math.Phys.185(2015)1383*] as

$$\Sigma(n_F, n_B) \equiv \frac{1}{\langle n_F \rangle + \langle n_B \rangle} [\langle n_F \rangle \omega_{n_B} + \langle n_B \rangle \omega_{n_F} - 2 \text{cov}(n_F, n_B)] , \quad (2)$$

where

$$\text{cov}(n_F, n_B) \equiv \langle n_F n_B \rangle - \langle n_F \rangle \langle n_B \rangle , \quad (3)$$

and ω_{n_F} and ω_{n_B} are the corresponding scaled variances of the multiplicities:

$$\omega_n \equiv \frac{D_n}{\langle n \rangle} = \frac{\langle n^2 \rangle - \langle n \rangle^2}{\langle n \rangle} . \quad (4)$$

Σ in the model with independent identical strings

The fundamental characteristics of a string:

one- and two-particle rapidity distributions from a single string decay:

$$\lambda(\eta) = \mu_0, \quad \lambda_2(\eta_1, \eta_2) = \lambda_2(\eta_1 - \eta_2) = \lambda_2(\Delta\eta)$$

$\Lambda(\Delta\eta)$ - two-particle correlation function of a string:

$$\Lambda(\eta_1, \eta_2) \equiv \frac{\lambda_2(\eta_1, \eta_2)}{\lambda(\eta_1)\lambda(\eta_2)} - 1 = \frac{\lambda_2(\Delta\eta)}{\mu_0^2} - 1 = \Lambda(\Delta\eta) .$$

$\delta\eta$ - the width of the observation windows ($\delta\eta_F = \delta\eta_B = \delta\eta$) (in simple case: $\delta\eta \ll \eta_{corr}$), $\Delta\eta = \eta_{sep}$ - distance between the observation windows

$$\Sigma(n_F, n_B) = 1 + \mu_0 \delta\eta [J_{FF} - J_{FB}] \rightarrow 1 + \mu_0 \delta\eta [\Lambda(0) - \Lambda(\Delta\eta)]$$

$$J_{FF} = \frac{1}{\delta\eta_F^2} \int_{\delta\eta_F} dy_1 \int_{\delta\eta_F} dy_2 \Lambda(y_1 - y_2) \rightarrow \Lambda(0)$$

$$J_{FB} = \frac{1}{\delta\eta_F \delta\eta_B} \int_{\delta\eta_F} dy_1 \int_{\delta\eta_B} dy_2 \Lambda(y_1 - y_2) \rightarrow \Lambda(\Delta\eta)$$

Vechernin V 2018 Eur.Phys.J.: Web of Conf. 191 04011

Andronov E, Vechernin V 2019 Eur.Phys.J. A 55 14

Vechernin V, Andronov E 2019 Universe 5 15

Properties of Σ in model with independent identical strings

- We see that in the model with identical strings the $\Sigma(\Delta\eta)$ is a really strongly intensive quantity. It does not depend nor on the mean number of strings $\langle N \rangle$, nor on their event-by-event fluctuations $\omega_N \equiv D_N / \langle N \rangle$. It depends ONLY on string parameters: μ_0 and $\Lambda(\Delta\eta)$.

$$\Sigma(n_F, n_B) = \Sigma(\mu_F, \mu_B) = \Sigma(\Delta\eta) \quad \text{vs e.g.}$$

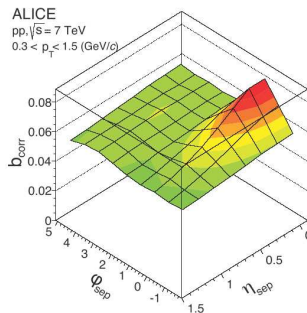
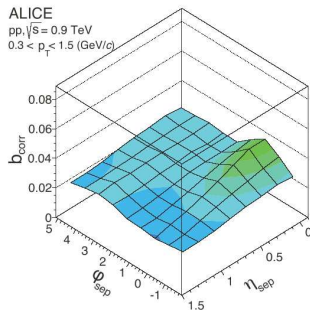
$$C_2(\Delta\eta, \Delta\phi) = \frac{\omega_N + \Lambda(\Delta\eta, \Delta\phi)}{\langle N \rangle}$$

V.V., Nucl.Phys.A939(2015)21

- The $\Sigma(0) = 1$ and increases with the gap between windows, $\Delta\eta$, as the $\Lambda(\Delta\eta)$ decrease to 0 with $\Delta\eta$, since the correlations in a string go off with increase of $\Delta\eta$.
- The rate of the $\Sigma(\Delta\eta)$ growth with $\Delta\eta$ is proportional to the width of the observation window $\delta\eta$ and μ_0 - the multiplicity produced from one string.
- The model predicts saturation of the $\Sigma(\Delta\eta)$ on the level $\Sigma(\Delta\eta) = 1 + \mu_0 \delta\eta \Lambda(0) = \omega_\mu = D_\mu / \langle \mu \rangle$ at large $\Delta\eta$, since $\Lambda(\Delta\eta) \rightarrow 0$ at the $\Delta\eta \gg \eta_{corr}$, where the η_{corr} is a string correlation length.

The ALICE data on b_{nn} in pp

ALICE collab., JHEP 05(2015)097



$$b_{nn} = \frac{\mu_0 \delta \eta [\omega_N + \Lambda(\Delta \eta, \Delta \phi)]}{1 + \mu_0 \delta \eta [\omega_N + \Lambda(0, 0)]} \Rightarrow \omega_N, \Lambda(\Delta \eta, \Delta \phi) \Rightarrow \Lambda(\Delta \eta)$$

V.V., Nucl. Phys. A939(2015)21; V.V., EPJ Web Conf. 191(2018)04011.

E. Andronov, V.V., Eur. Phys. J. A 55(2019)14,

The string correlation function $\Lambda(\Delta\eta)$

The obtained dependencies in this figure for three initial energies are well approximated by the exponent:

$$\Lambda(\Delta\eta) = \Lambda_0 e^{-\frac{|\Delta\eta|}{\eta_{corr}}}, \quad (5)$$

with the parameters presented in the table:

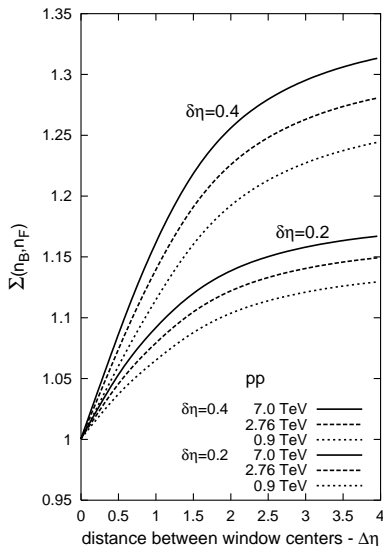
\sqrt{s} , TeV	0.9	2.76	7.0
$\mu_0\Lambda_0$	0.73	0.83	0.93
η_{corr}	1.52	1.43	1.33

[V.V., EPJ Web Conf. 191(2018)04011]

We see that the correlation length, η_{corr} , decreases with the increase of collision energy.

This can be interpreted as a signal of an increase with energy of the admixture of strings of a new type - the fused strings in pp collisions.

The predictions for the $\Sigma(n_F, n_B)$ in the model with independent identical strings



V.Vechernin, EPJ WoC 191 (2018) 04011, E.Andronov, V.Vechernin, Eur.Phys.J. A55 (2019) 14

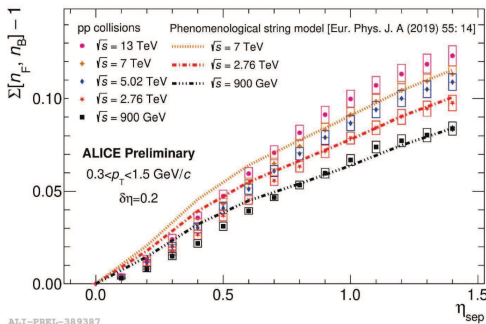
Using the $\Lambda(\Delta\eta, \Delta\phi)$, extracted in V.Vechernin, Nucl.Phys.A939(2015)21 from the ALICE pp data on FB correlations in small acceptance windows, separated in azimuth and rapidity [ALICE collab., JHEP05(2015)097]

The string parameters occur dependent on initial energy (!?)

The hint on the increase of the string cluster contribution to $\Sigma(n_F, n_B)$ with collision energy in pp collisions at LHC energies.

Comparing the $\Sigma(n_F, n_B)$ with preliminary ALICE data

The comparison of the string model predictions with preliminary ALICE data for the $\Sigma(n_F, n_B)$ in pp collisions at energies 0.9 - 7 TeV [Andrey Erokhin (for the ALICE Collaboration) "Forward-backward multiplicity correlations with strongly intensive observables in pp collisions", The VI-th International Conference on the Initial Stages of High-Energy Nuclear Collisions (IS2021), 10-15 January 2021]:



"Phenomenological string model from [Eur.Phys.J.A55.1(2019),p.14] reproduces the quantitative behavior better than PYTHIA"

$\Sigma(n_F, n_B)$ in the model with string fusion

In the model with string fusion on transverse grid we find
 [S.N. Belokurova, V.V.V., *Theor.Math.Phys.* 200(2019)1094]:

$$\Sigma(n_F, n_B) = \sum_{k=1}^{\infty} \alpha_k \Sigma_k(\mu_F, \mu_B) , \quad \alpha_k = \frac{\langle n^{(k)} \rangle}{\langle n \rangle} , \quad (6)$$

where k is a degree of string overlapping and $\langle n^{(k)} \rangle$ is a mean number of particles produced from areas with such overlapping. $\sum \alpha_k = 1$.

Here $\Sigma_k(\mu_F, \mu_B)$ is the variable Σ for the cluster formed by k strings:

$$\Sigma_k(\mu_F, \mu_B) = \Sigma_k(\Delta\eta) = 1 + \mu_0^{(k)} \delta\eta [\Lambda_k(0) - \Lambda_k(\Delta\eta)] ,$$

where $\mu_0^{(k)}$ and $\Lambda_k(\Delta\eta)$ are the corresponding parameters of the string cluster.

$$\Lambda_k(\Delta\eta) = \Lambda_0^{(k)} \exp[-|\Delta\eta|/\eta_{corr}^{(k)}]$$

$\Sigma(n_F, n_B)$ in the model with string fusion

For such string cluster, formed by k fused strings, we expect, basing on the string decay picture

[V.V., Baldin ISHEPP XIX v.1(2008)276; arXiv:0812.0604]:

- 1) larger multiplicity from one string, $\mu_0^{(k)} > \mu_0$,
- 2) smaller correlation length, $\eta_{corr}^{(k)} < \eta_{corr}$.

This corresponds to the analysis of the **net-charge fluctuations** in the framework of the string model for pp and AA collisions

[A.Titov, V.V., *PoS(Baldin ISHEPP XXI)047(2012)*].

Both factors lead to the steeper increase of $\Sigma_k(\Delta\eta)$ with $\Delta\eta$ and its saturation at a higher level

That is in accordance with the energy dependence obtained above for $\Sigma(n_F, n_B)$ from the ALICE pp data.

$\Sigma(n_F, n_B)$ in the model with string fusion

[M.A.Braun, C.Pajares Nucl.Phys.B 390 (1993) 542]

$$\mu_0^{(k)} = \mu_0^{(1)} \sqrt{k}, \quad \Lambda_0^{(k)} = \Lambda_0^{(1)} = \text{const}, \quad \eta_{\text{corr}}^{(k)} = \eta_{\text{corr}}^{(1)} / \sqrt{k},$$

which is instructive to compare with

$$\mu_0^{(k)} = \mu_0^{(1)} k, \quad \Lambda_0^{(k)} = \Lambda_0^{(1)} / k, \quad \eta_{\text{corr}}^{(k)} = \eta_{\text{corr}}^{(1)} = \text{const}.$$

for the case without string fusion in a given transverse cell.

(In last case $\Sigma(n_F, n_B) = \Sigma_1(\mu_F, \mu_B)$ and does not depends on α_k .)

The values of the parameters $\Lambda_0^{(1)} = 0.8$ and $\eta_{\text{corr}}^{(1)} = 2.7$ were chosen so that to obtain a correspondence with the values of the $\Sigma(n_F, n_B)$ obtained in [Vechernin V 2018 Eur.Phys.J.:Web of Conf. 191 04011].

Note that in that paper the $\Sigma(n_F, n_B)$ was calculated on the base of the string pair correlation function, $\Lambda(\Delta\eta)$, extracted in [V.Vechernin, Nucl.Phys.A939(2015)21] from the ALICE data on the FB correlations [ALICE collab., JHEP05(2015)097] in the approx. of IDENTICAL strings.

MC calculations of $\Sigma(n_F, n_B)$ in the model with string clusters formation

[V.V. Vechernin, S.N. Belokurova, J.Phys.:Conf.Ser. 1690(2020)012088, arXiv:2012.07682, S. Belokurova, Phys.Part.Nucl.53(2022)154, arXiv:2011.10434]

- Modelling the initial string distribution in the impact parameter plane of pp collisions for different initial energies to take into account string fusion processes. Like in [V. Vechernin, I. Lakomov. *Proceedings of Science (Baldin ISHEPP XXI) (2013) 072.*].

- Monte Carlo simulations of string configurations and calculation of weighting factors α_k as a function of centrality and initial energy of pp collision.

$$\alpha_k = \frac{\langle n^{(k)} \rangle}{\sum_{k=1}^{\infty} \langle n^{(k)} \rangle} = \frac{\langle m^{(k)} \rangle \mu_0^{(k)} \delta \eta}{\sum_{k=1}^{\infty} \langle m^{(k)} \rangle \mu_0^{(k)} \delta \eta} = \frac{\langle m^{(k)} \rangle \sqrt{k}}{\sum_{k=1}^{\infty} \langle m^{(k)} \rangle \sqrt{k}},$$

where the $\langle m^{(k)} \rangle$ is the mean number of clusters with k fused strings, which we take from our MC simulations of the string configurations.

- Calculation the $\Sigma(n_F, n_B)$ for different centralities of pp collision at few LHC energies using the relation (6).

Various versions of string fusion

local fusion (overlaps)

M.A. Braun, C. Pajares Eur.Phys.J. **C16**, 349, (2000)

$$\langle n \rangle_k = \mu_0 \sqrt{k} S_k / \sigma_0, \quad \langle p_t^2 \rangle_k = p_0^2 \sqrt{k}, \quad k = 1, 2, 3, \dots$$

global fusion (clusters)

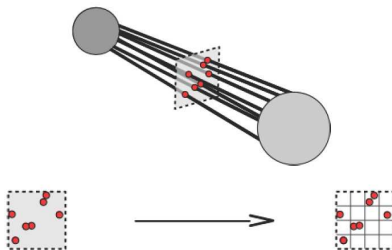
M.A. Braun, F. del Moral, C. Pajares, Phys.Rev. **C65**, 024907, (2002)

$$\langle p_t^2 \rangle_{cl} = p_0^2 \sqrt{k_{cl}}, \quad \langle n \rangle_{cl} = \mu_0 \sqrt{k_{cl}} S_{cl} / \sigma_0, \quad k_{cl} = k \sigma_0 / S_{cl}$$

the version of SFM with the finite lattice (grid) in transverse plane

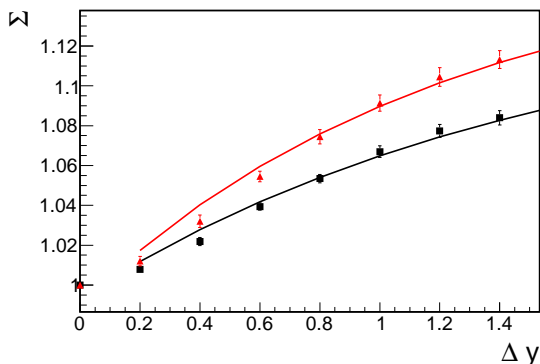
Vechernin V.V., Kolevator R.S., hep-ph/0304295; hep-ph/0305136

Braun M.A., Kolevator R.S., Pajares C., Vechernin V.V., Eur.Phys.J. **C32** (2004) 535



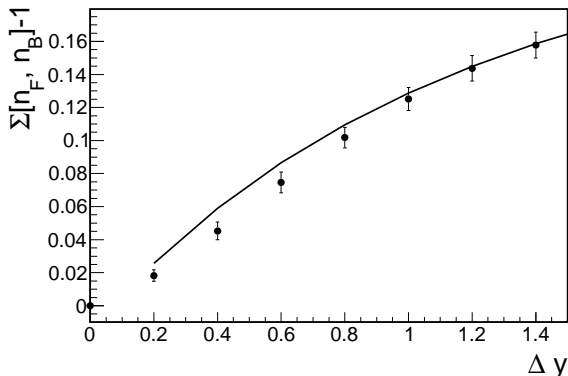
Comparison with the ALICE experimental data

$$\Sigma(n_F, n_B) = \sum_{k=1}^{\infty} \alpha_k \Sigma_k(\mu_F, \mu_B)$$



The $\Sigma(n_F, n_B)$ for windows of width $\delta y = 0.2$ for two initial energies 0.9 TeV (lower curve) and 7 TeV (top curve). Points - experimental values obtained in [A.Erokhin (for the ALICE Collaboration) reported at IS2021] for particles with transverse momenta 0.3-1.5 GeV/c at the energies 0.9 TeV (■) and 7 TeV (▲).

Comparison with the ALICE experimental data



The $\Sigma(n_F, n_B)$ for windows of width $\delta y = 0.2$ for initial energy 13 TeV (the curve). Points - experimental values obtained in [A.Erokhin (for the ALICE Collaboration) reported at IS2021] for particles with transverse momenta 0.2-2.0 GeV/c at the energy 13 TeV (●).

Modeling the centrality determination by V0 ALICE detector

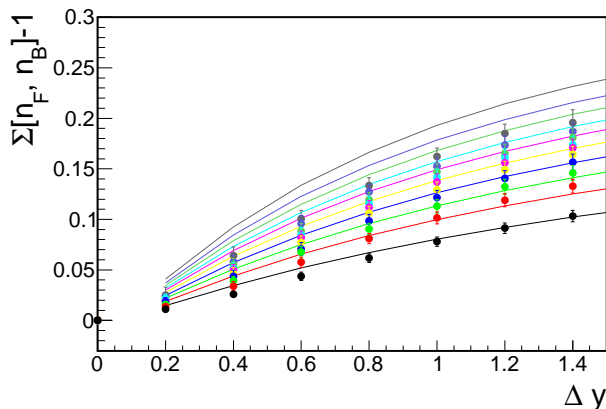
To imitate this signal in our MC model calculations we carried out a preliminary MC simulation of 1000 000 min-bias pp events, determining the multiplicity N in a fixed rapidity interval, corresponding to the total acceptance of V0A and V0C detectors.

Then to generate the continuous signal, V0M, corresponding to this multiplicity N we use a detector response function:

$$P_N(V) = C \theta(V) \exp \left[-\frac{(V - \gamma N)^2}{2\beta \gamma N} \right],$$

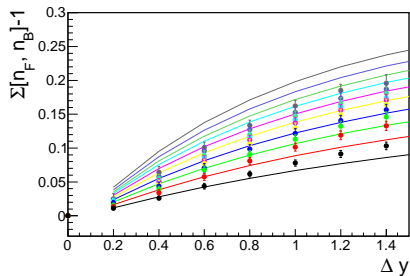
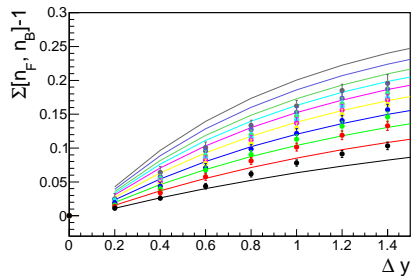
which is typical for detectors of this kind (see e.g. [Kurepin A.B.; Litvinenko A.G.; Litvinenko E.I. Phys. Atom. Nucl. 83 (2020) 1359]. The average value of the signal, $\langle V \rangle$, is proportional to the number of particles N that hit the detector, and the parameter β characterizes the magnitude of the signal smear around this average value. Note also that the relative error, δ_V , decreases with N as $1/\sqrt{N}$.

Comparison with the ALICE experimental data



The $\Sigma(n_F, n_B)$ for different pp-collision centrality classes at initial energy 13 TeV, Experimental points from [A.Erokhin (for the ALICE Collaboration) reported at IS2021]. Curves - our results in the model with the formation of string clusters. The centrality classes defined as follows (top down): 0–1%, 1–5%, 5–10%, 10–15%, 15–20%, 20–30%, 30–40%, 40–50%, 50–70%, 70–100%; $\beta = 3$.

Comparison with the ALICE experimental data



The same but for $\beta = 0.5$ and $\beta = 1$.

The model with independent identical strings

- In this version of the model the variable $\Sigma(n_F, n_B)$ depends **only on the individual characteristics of a string** and is independent of both the mean number of strings and its fluctuation, which reflects its strongly intensive character.
- So the studies of this observable **enable to extract from the experimental data these fundamental characteristics of an individual string** - a mean number of particles per unit of rapidity, μ_0 , and the pair correlation function, $\Lambda(\Delta\eta, \Delta\phi)$, for particles produced from a fragmentation of a single string.
- However in this version of the model **the string parameters occur dependent on collision energy**. This fact can be considered as **a signal** that with increasing of the initial energy of a pp collision due to the string fusion **the formation of the sources with new properties]** - the string clusters - takes place

The model with string fusion and string clusters formation

- In this case the observable $\Sigma(n_F, n_B)$ is equal to a weighted average of its values for different string clusters, $\Sigma_k(\mu_F, \mu_B)$, with weight factors, α_k , which are proportional to the mean number of the particles, produced from all clusters formed by the k fused strings.
- The $\Sigma(n_F, n_B)$, through these weight factors, α_k becomes dependent on collision conditions - its energy and centrality.
- Analyzing these dependencies of the $\Sigma(n_F, n_B)$ we can extract from the experimental data the information on the individual characteristics of the string clusters - the multiplicity density, $\mu_0^{(k)}$, and the pair correlation function, $\Lambda_k(\Delta\eta)$, for particles, produced from a decay of a given cluster.
- In the framework of this approach it was shown that the overall increase of the $\Sigma(n_F, n_B)$ in pp collisions with collision energy and centrality can be explained by the formation of string clusters with new properties.

This research has been conducted with financial support from St.Petersburg State University (project No 93025435).

Backup

Backup slides

Strings as a cut pomeron

Pomeron as a cylindrical structure (in the large color number limit):

G. 't Hooft, Nucl. Phys. B **72** (1974) 461 - 't Hooft's $1/N_c$ expansion

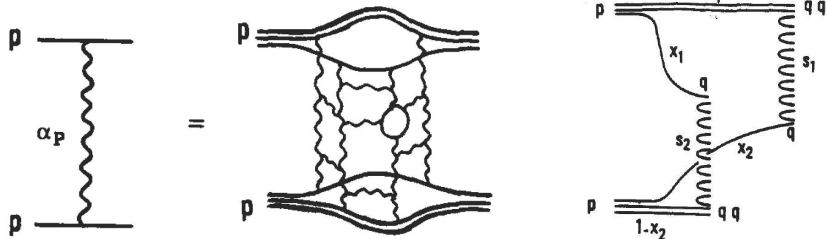
G. Veneziano, Nucl. Phys. B **117** (1976) 519 - Veneziano's topol.expan.

Cut pomeron as two strings (color reconnection of dipoles):

A. Capella, U.P. Sukhatme, C.-I. Tan, J. Tran Thanh Van (DPM)

Phys. Lett. B **81**, 68 (1979); Phys. Rep. **236**, 225 (1994)

K. Werner (VENUS,EPOS), Phys. Rep. **232**, 87 (1993)



Fragmentation of strings

Schwinger mechanism in QED:

J. Schwinger, *Phys. Rev.* 82, 664 (1951)

A.I. Nikshov, *Nucl. Phys.* B21, 346 (1970)

T.D. Cohen and D.A. McGady, *Phys.Rev.D* 78, 036008 (2008)

Schwinger based picture in QCD:

E.G. Gurvich, *Phys.Lett.* 87B (1979) 386

A. Casher, H. Neunberg and S. Nussinov, *Phys. Rev.* D20 (1979) 179

M. Gyulassy and A. Iwazaki, *Phys. Lett.* B165 (1985) 157

A. Bialas, *Phys. Lett.* B 466 (1999) 301

Geometrical approach to string fragmentation:

X. Artru, *Phys. Rep.* **97** (1983) 147

K. Werner (VENUS,EPOS), *Phys. Rept.* **232** (1993) 87

V.V.V., *Proceedings of the Baldin ISHEPP XIX vol.1*, JINR, Dubna (2008) 276-281; arXiv:0812.0604.

Various versions of the string model are used in such Monte Carlo (MC) event generators as PYTHIA, VENUS, HIJING, AMPT, EPOS, DIPSY etc., to describe soft processes in strong interactions when perturbation QCD does not work.