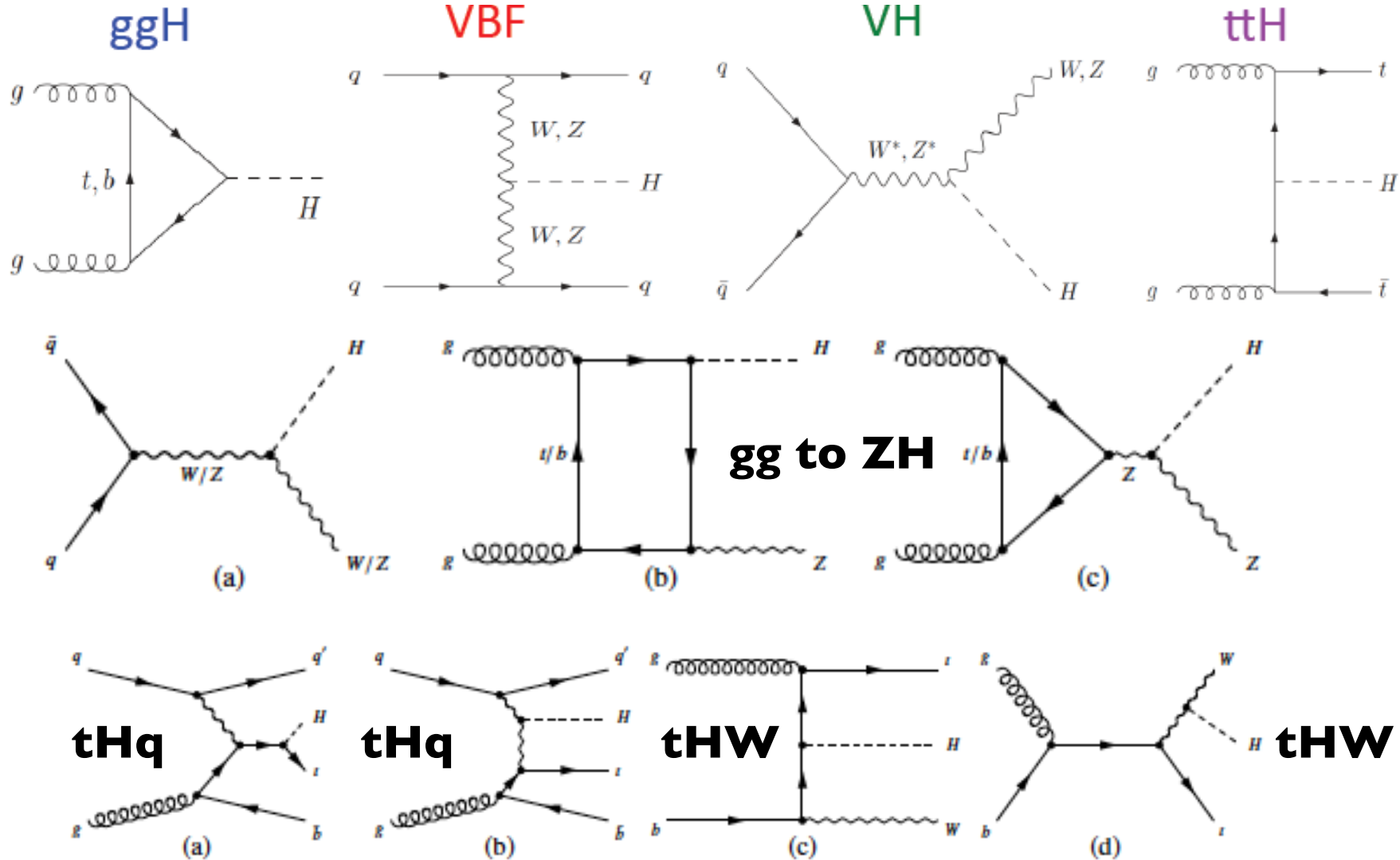


ATLAS+CMS Higgs combination: what have we learned?

- **This discussion is based on the run-1 ATLAS+CMS Higgs combination paper**
 - **This is still the most relevant one for combined measurements of Higgs properties**
 - **I was ATLAS editor for this paper**
- **Some theoretical considerations**
- **Overview of main results**
- **This is therefore NOT a discussion of the difficulties encountered in each individual measurement (an individual measurement corresponds ideally to a specific Higgs production and decay**

Theory: how precise do we need to be?



- In BSM physics, both gg to ZH and tHq/tHW production processes may play an important role through interference effects

Theory: how precise do we need to be?

Production process	Cross section [pb]		Order of calculation
	$\sqrt{s} = 7 \text{ TeV}$	$\sqrt{s} = 8 \text{ TeV}$	
<i>ggF</i>	15.0 ± 1.6	19.2 ± 2.0	NNLO(QCD)+NLO(EW)
<i>VBF</i>	1.22 ± 0.03	1.58 ± 0.04	NLO(QCD+EW)+~NNLO(QCD)
<i>WH</i>	0.577 ± 0.016	0.703 ± 0.018	NNLO(QCD)+NLO(EW)
<i>ZH</i>	0.334 ± 0.013	0.414 ± 0.016	NNLO(QCD)+NLO(EW)
[<i>ggZH</i>]	0.023 ± 0.007	0.032 ± 0.010	NLO(QCD)
<i>bbH</i>	0.156 ± 0.021	0.203 ± 0.028	5FS NNLO(QCD) + 4FS NLO(QCD)
<i>ttH</i>	0.086 ± 0.009	0.129 ± 0.014	NLO(QCD)
<i>tH</i>	0.012 ± 0.001	0.018 ± 0.001	NLO(QCD)
Total	17.4 ± 1.6	22.3 ± 2.0	

- Today we have N³LO calculations for ggF, etc, etc (see K.Melnikov at LHCP)
- Does this help? Actually, less now than at the time of discovery. Why?
 1. Experiments have learned to do Higgs fiducial measurements, which are insensitive to the inclusive calculations
 2. Generic coupling measurements are expressed as ratios

Theory: how precise do we need to be?

K. Melnikov

Instead, I want to spend most of my time talking about three recent results that may have a potential to significantly affect the way we think about the possibility to do precision Higgs physics at hadron colliders. They include:

1) the N³LO QCD calculation of the inclusive Higgs boson production in gluon fusion;

Anastasiou, Duhr, Dulat, Furlan, Herzog, Mitzlberger etc.

2) the NNLO QCD calculation of the fiducial cross sections for the production of a Higgs boson and a jet at the LHC;

Boughezal, Caola, K.M., Petriello, Schulze
Boughezal, Focke, Giele, Liu, Petriello
Chen, Gehrmann, Glover, Jacquier

3) the NNLO QCD calculation of the fiducial cross section for Higgs production in weak boson fusion at the LHC.

Cacciari, Dreyer, Kalberg, Salam, Zanderighi

These three results are important since they give us a new perspective on the ultimate precision achievable on the theory side in the exploration of Higgs boson physics at the LHC. Another important lesson that these results seem to teach us is that -- beyond a certain level -- fixed order results are indispensable and can not be substituted by their approximate estimates.

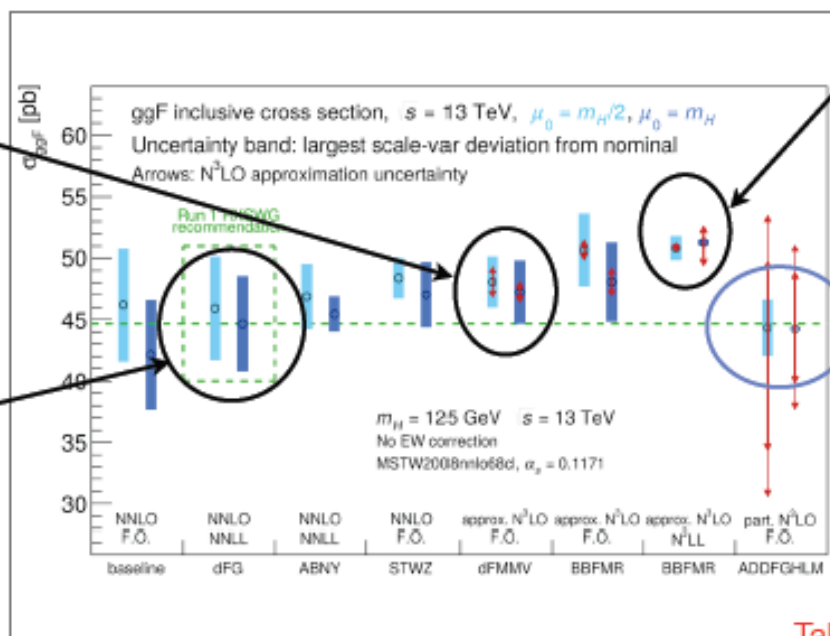
Theory: how precise do we need to be?

Estimates of N³LO Higgs production cross sections were attempted before an exact calculation using various approximations (essentially, emission or soft gluons or powers of π are assumed to be the dominant source of QCD corrections). The HXWG has assembled various predictions for the Higgs cross section made before the N³LO result became available. The picture below should tell us about the success or failure of these predictions. But it does not...; it leaves more questions than answers. However, the correct answer is important since it will teach us if approximate predictions for Higgs production cross section are reliable and to what extent.

The authors of this result claim the same increase of the cross-section relative to NNLO as the exact N³LO computation shows. Yet, the results on that plot are apparently different.

Good agreement with N³LO; obviously larger errors.

understand why this point is so much higher than everybody else and why the claimed precision is so high.



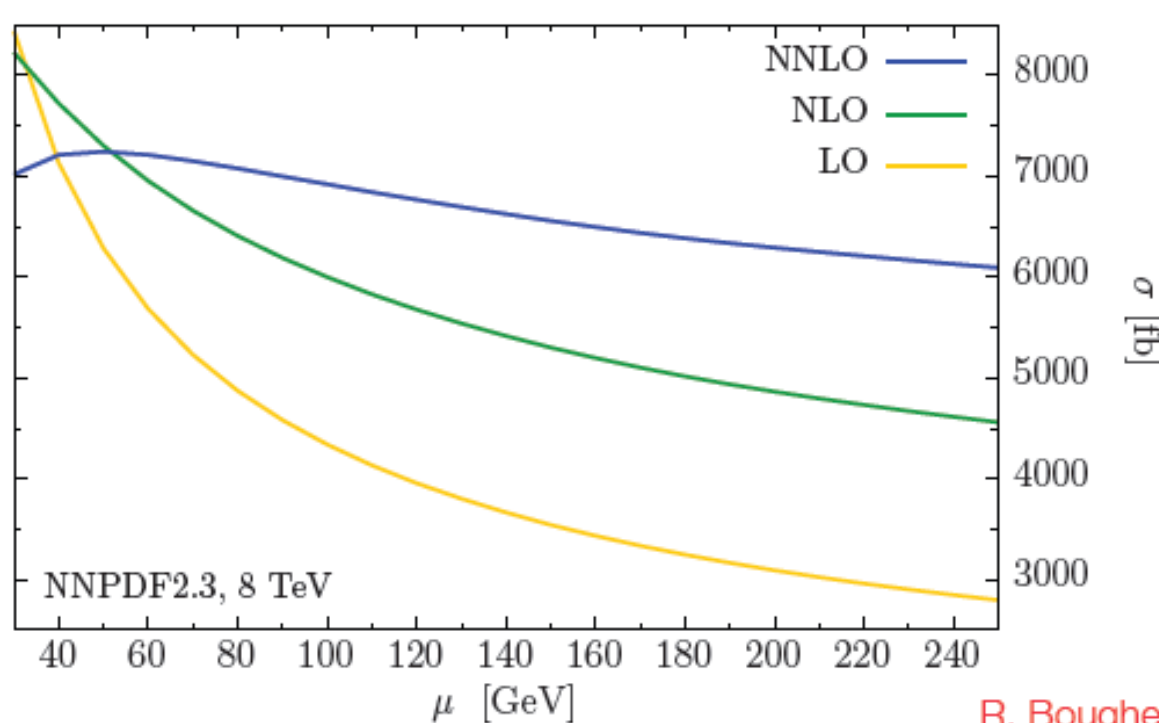
N³LO result

K. Melnikov

Taken from the HXWG summary

Theory: how precise do we need to be?

The NNLO QCD corrections to H+jet production at the LHC were computed recently. They increase the H+jet production cross section by O(20%) and significantly reduce the scale dependence uncertainty. This is similar to corrections to the inclusive Higgs production cross section although corrections to H+j are slightly smaller.



$$\sigma_{\text{LO}} = 3.9_{-1.1}^{+1.7} \text{ pb}$$

$$\sigma_{\text{NLO}} = 5.6_{-1.1}^{+1.3} \text{ pb}$$

$$\sigma_{\text{NNLO}} = 6.7_{-0.6}^{+0.5} \text{ pb}$$

The cross sections for the anti- k_t algorithm with the jet transverse momentum cut of 30 GeV at the 8 TeV LHC.

R. Boughezal, F. Caola, K.M., F. Petriello, M. Schulze

K. Melnikov

Using these results and the N³LO computation of the Higgs total cross section, one can find the fraction of Higgs boson events without detectable jet radiation.

Theory: how precise do we need to be?

The drawback of these results is that they still can not be used to describe fiducial volume cross sections since **decays of the Higgs boson are not included**. This is, however, easy to do since the Higgs boson is a scalar particle and no spin correlations are involved. What makes this calculation even more interesting is that there are measurements of the ATLAS and CMS collaborations at the 8 TeV LHC that can be directly compared to the results of the fiducial volume calculation (results are shown for infinitely heavy top quark).

Atlas cuts on photons and jets

$$\text{anti} - k_t, \quad \Delta R = 0.4, \quad p_{j\perp} = 30 \text{ GeV}, \quad \text{abs}(y_j) < 4.4$$
$$p_{\perp,\gamma_1} > 43.75 \text{ GeV}, \quad p_{\perp,\gamma_2} = 31.25 \text{ GeV}, \quad \Delta R_{\gamma j} > 0.4$$


$$\sigma_{1j,\text{ATLAS}}^{\text{fid}} = 21.5 \pm 5.3(\text{stat}) \pm 2.3(\text{syst}) \pm 0.6 \text{ lum fb}$$

$$\sigma_{\text{LO}}^{\text{fid}} = 5.43_{-1.5}^{+2.32} \text{ fb} \quad \sigma_{\text{NLO}}^{\text{fid}} = 7.98_{-1.46}^{+1.76} \text{ fb} \quad \sigma_{\text{NNLO}}^{\text{fid}} = 9.46_{-0.84}^{+0.56} \text{ fb}$$

The difference between the ATLAS H+j measurements and the SM prediction is close to two standard deviations; the ratio of central values is larger than in the inclusive case.

Theory: how precise do we need to be?

The QCD corrections obtained in this approach are small (O(5%) NLO, O(3%) NNLO) ; it then seemed natural to assume that this size of QCD corrections will be indicative for the fiducial cross sections.



However, this assumption turns out to be incorrect and, in fact, one can get larger O(6-10%) corrections for fiducial (VBF cuts) cross sections and kinematic distributions. Often, the shape of those corrections seems rather different from both the NLO and/or parton shower predictions. The message -- again -- seems to be that fixed order computations are required beyond certain level of precision; approximate results may indicate their magnitude but not much beyond it

WBF cuts

$$p_{\perp}^{j_{1,2}} > 25 \text{ GeV}, \quad |y_{j_{1,2}}| < 4.5,$$

$$\Delta y_{j_{1,2}} = 4.5, \quad m_{j_{1,2}} > 600 \text{ GeV},$$

$$y_{j_1} y_{j_2} < 0, \quad \Delta R > 0.4$$

	$\sigma^{\text{nocuts}} [\text{pb}]$	$\sigma^{\text{VBF cuts}} [\text{pb}]$
LO	$4.032^{+0.057}_{-0.069}$	$0.957^{+0.066}_{-0.059}$
NLO	$3.929^{+0.024}_{-0.023}$	$0.876^{+0.008}_{-0.018}$
NNLO	$3.888^{+0.016}_{-0.012}$	$0.826^{+0.013}_{-0.014}$

Cacciari, Dreyer, Kalberg, Salam, Zanderighi

Theory: how precise do we need to be?

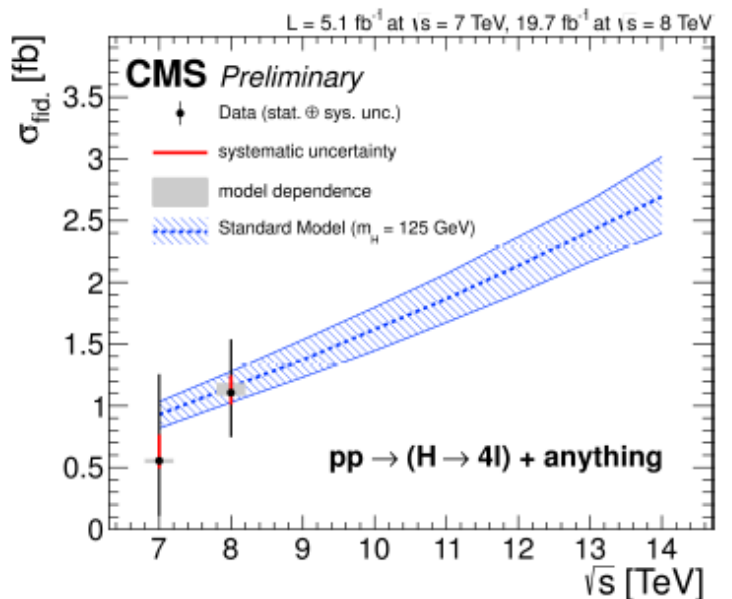
Production process	Cross section [pb]		Order of calculation
	$\sqrt{s} = 7 \text{ TeV}$	$\sqrt{s} = 8 \text{ TeV}$	
<i>ggF</i>	15.0 ± 1.6	19.2 ± 2.0	NNLO(QCD)+NLO(EW)
<i>VBF</i>	1.22 ± 0.03	1.58 ± 0.04	NLO(QCD+EW)+~NNLO(QCD)
<i>WH</i>	0.577 ± 0.016	0.703 ± 0.018	NNLO(QCD)+NLO(EW)
<i>ZH</i>	0.334 ± 0.013	0.414 ± 0.016	NNLO(QCD)+NLO(EW)
[<i>ggZH</i>]	0.023 ± 0.007	0.032 ± 0.010	NLO(QCD)
<i>bbH</i>	0.156 ± 0.021	0.203 ± 0.028	5FS NNLO(QCD) + 4FS NLO(QCD)
<i>ttH</i>	0.086 ± 0.009	0.129 ± 0.014	NLO(QCD)
<i>tH</i>	0.012 ± 0.001	0.018 ± 0.001	NLO(QCD)
Total	17.4 ± 1.6	22.3 ± 2.0	

- Today we have N³LO calculations for ggF, etc, etc (see K.Melnikov at LHCP)
- Does this help? Actually, less now than at the time of discovery. Why?
 1. Experiments have learned to do Higgs fiducial measurements, which are insensitive to the inclusive calculations
 2. Generic coupling measurements are expressed as ratios

Theory: need for fiducial predictions, jet binning

Cross sections: fiducial measurements.

Fiducial σ at 7 and 8 TeV



Fiducial σ CMS (8 TeV)

$$\sigma_{\text{fid}} = 1.11^{+0.41}_{-0.35}(\text{stat})^{+0.14}_{-0.10}(\text{syst})^{+0.08}_{-0.02}(\text{mod}) \text{ fb} \quad H \rightarrow 4\ell$$

$$\sigma_{\text{fid}}^{\text{SM}} = 1.15^{+0.12}_{-0.13} \text{ fb}$$

$$\sigma_{\text{fid}} = 32 \pm 10(\text{stat}) \pm 3(\text{syst}) \text{ fb}$$

$$\sigma_{\text{fid}}^{\text{SM}} = 31^{+4}_{-3} \text{ fb} \quad H \rightarrow \gamma\gamma$$

Fiducial σ ATLAS (8 TeV)

$$\sigma_{\text{fid}} = 2.11^{+0.53}_{-0.47}(\text{stat})^{+0.08}_{-0.08}(\text{syst}) \text{ fb} \quad H \rightarrow 4\ell$$

$$\sigma_{\text{fid}}^{\text{SM}} = 1.30^{+0.13}_{-0.13} \text{ fb}$$

$$\sigma_{\text{fid}} = 43.2 \pm 9.4(\text{stat})^{+3.2}_{-2.9}(\text{syst}) \pm 1.2(\text{lumi}) \text{ fb}$$

$$\sigma_{\text{fid}}^{\text{SM}} = 30.5 \pm 3.3 \text{ fb} \quad H \rightarrow \gamma\gamma$$

$H \rightarrow WW^* \rightarrow e\nu\mu\nu$ fiducial ggH cross section ATLAS (8 TeV)

$$\sigma_{\text{fid},0j}^{ggH} = 27.6^{+5.4}_{-5.3}(\text{stat})^{+4.1}_{-3.9}(\text{syst}) \text{ fb}$$

$$\sigma_{\text{fid},1j}^{ggH} = 8.3^{+3.1}_{-3.0}(\text{stat})^{+3.7}_{-3.5}(\text{syst}) \text{ fb}$$

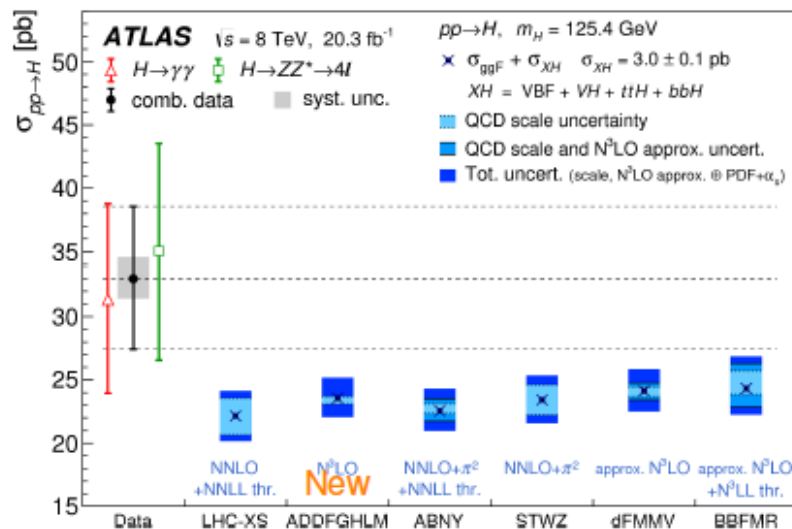
$$\sigma_{\text{fid},0j}^{ggH,\text{SM}} = 19.9 \pm 3.3 \text{ fb}$$

$$\sigma_{\text{fid},1j}^{ggH,\text{SM}} = 7.3 \pm 1.8 \text{ fb}$$

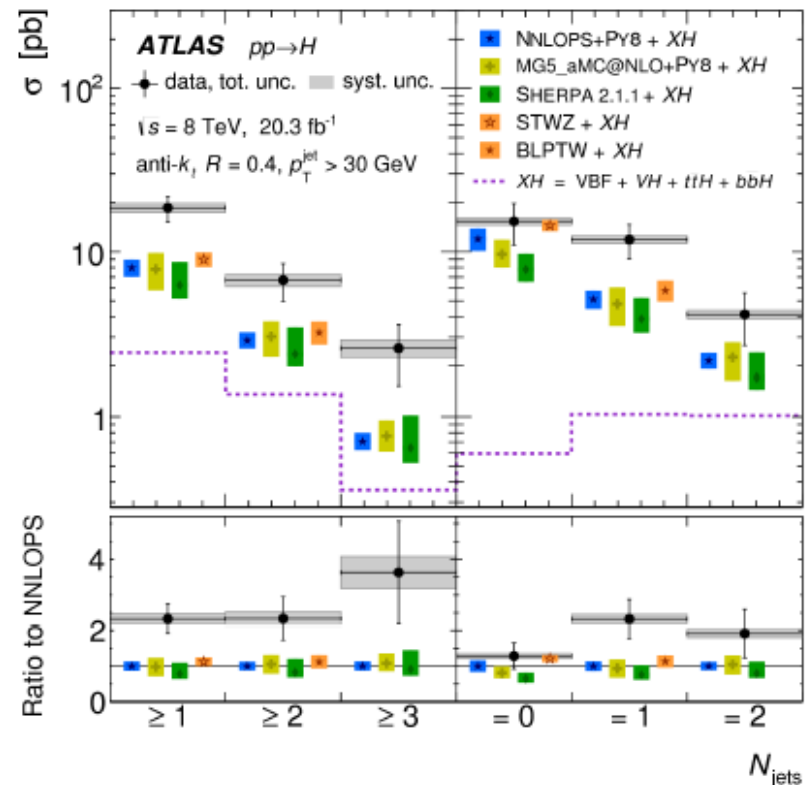
Theory: need for fiducial predictions, jet binning

Cross sections: combination.

- Sacrifice some model independence for combining $H \rightarrow \gamma\gamma$ and $H \rightarrow 4\ell$ to gain statistical power
 - ★ Extrapolate to full photon and lepton phase space
 - ▶ Fiducial acceptance of $60 \pm 1\%$ ($H \rightarrow \gamma\gamma$) and $47 \pm 1\%$ ($H \rightarrow 4\ell$)
 - ★ Assume SM branching fractions



p -values 5.5% (LHC-XS)
and 9% (ADDFGHLM)



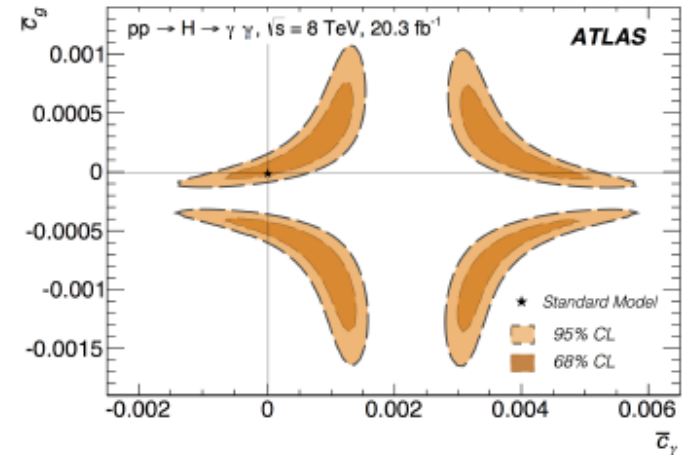
Theory: need for fiducial predictions, jet binning

Cross sections: ATLAS $H \rightarrow \gamma\gamma$ interpretation.

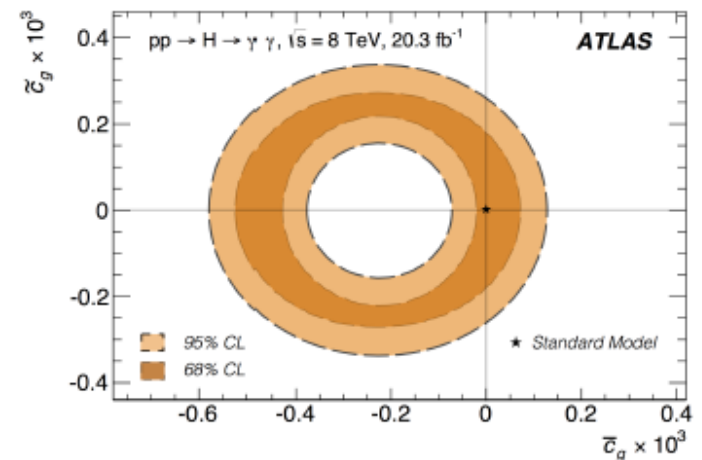
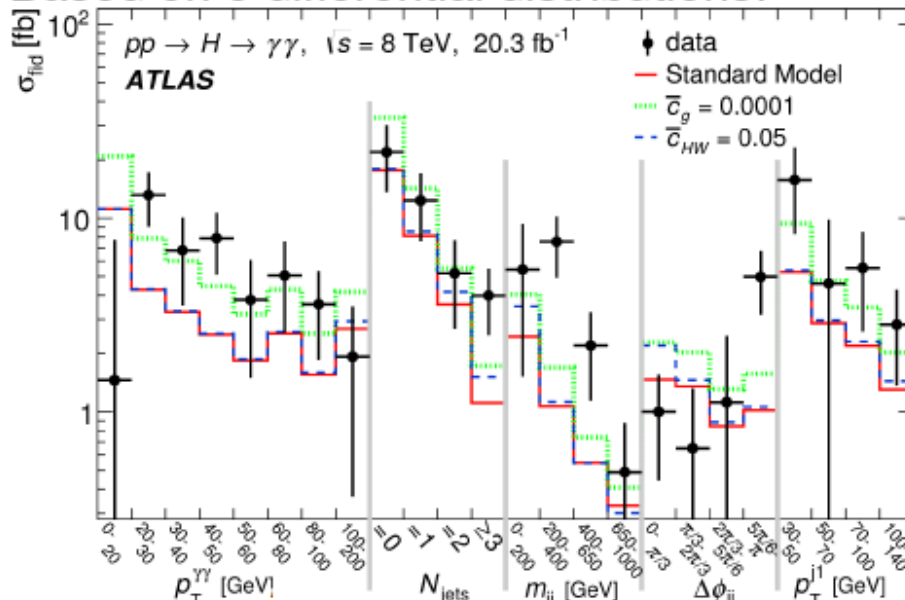
- Probe tensor structure and Higgs interactions
- Non-SM terms in effective Lagrangian describing Higgs–gauge boson interactions

$$\mathcal{L} = \bar{c}_\gamma \mathcal{O}_\gamma + \bar{c}_g \mathcal{O}_g + \bar{c}_{HW} \mathcal{O}_{HW} + \bar{c}_{HB} \mathcal{O}_{HB} + \tilde{c}_\gamma \tilde{\mathcal{O}}_\gamma + \tilde{c}_g \tilde{\mathcal{O}}_g + \tilde{c}_{HW} \tilde{\mathcal{O}}_{HW} + \tilde{c}_{HB} \tilde{\mathcal{O}}_{HB}$$

[arXiv:1508.02507 [hep-ex]]



Based on 5 differential distributions:



Coupling measurements: how is this done?

Production process	Cross section [pb]		Order of calculation
	$\sqrt{s} = 7$ TeV	$\sqrt{s} = 8$ TeV	
<i>ggF</i>	15.0 ± 1.6	19.2 ± 2.0	NNLO(QCD)+NLO(EW)
<i>VBF</i>	1.22 ± 0.03	1.58 ± 0.04	NLO(QCD+EW)+~NNLO(QCD)
<i>WH</i>	0.577 ± 0.016	0.703 ± 0.018	NNLO(QCD)+NLO(EW)
<i>ZH</i>	0.334 ± 0.013	0.414 ± 0.016	NNLO(QCD)+NLO(EW)
[<i>ggZH</i>]	0.023 ± 0.007	0.032 ± 0.010	NLO(QCD)
<i>bbH</i>	0.156 ± 0.021	0.203 ± 0.028	5FS NNLO(QCD) + 4FS NLO(QCD)
<i>ttH</i>	0.086 ± 0.009	0.129 ± 0.014	NLO(QCD)
<i>tH</i>	0.012 ± 0.001	0.018 ± 0.001	NLO(QCD)
Total	17.4 ± 1.6	22.3 ± 2.0	

- Today we have N³LO calculations for *ggF*, etc, etc (see K.Melnikov at LHCP)
- Does this help? Actually, less now than at the time of discovery. Why?
 1. Experiments have learned to do Higgs fiducial measurements, which are insensitive to the inclusive calculations
 2. Generic coupling measurements are expressed as ratios

Coupling measurements: how is this done?

Mainly ggF

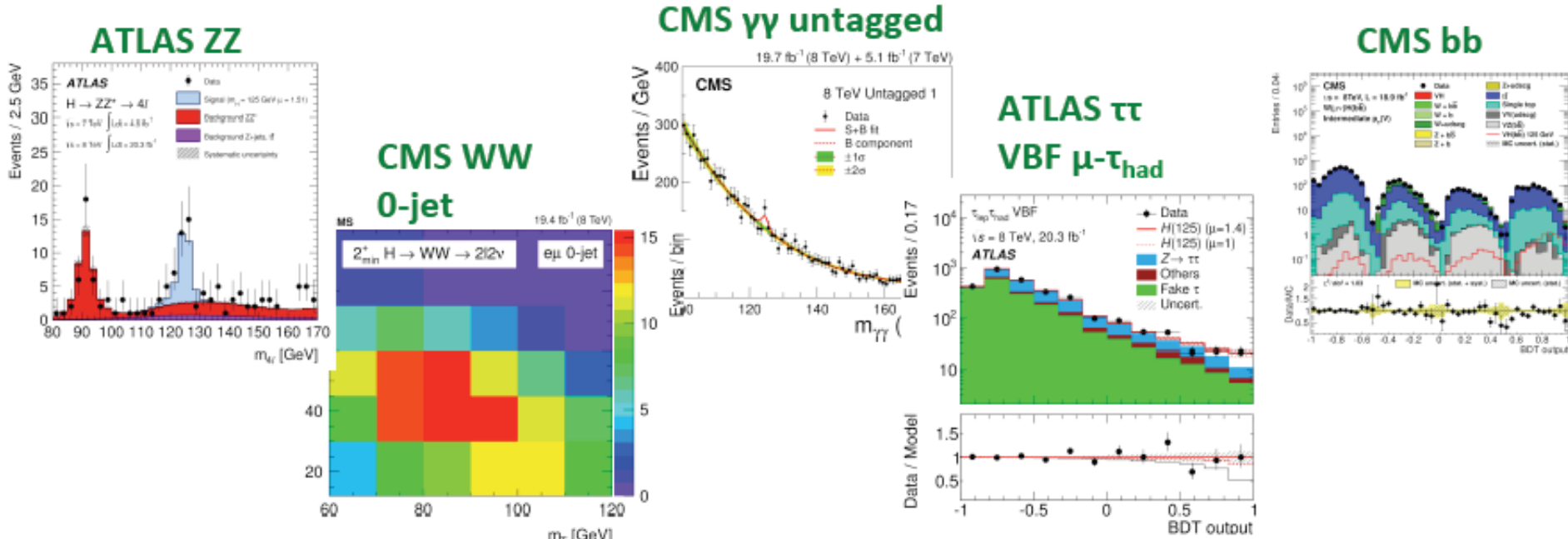
Decay / Production	Untagged	VBF	VH	ttH
$H \rightarrow \gamma\gamma$				
$H \rightarrow ZZ \rightarrow 4l$				
$H \rightarrow WW \rightarrow 2l2\nu$				
$H \rightarrow \tau\tau$				
$H \rightarrow bb$				
$H \rightarrow \mu\mu$				

 Combined

- Other production channels such as bbH , gg to ZH , tH are included resp. in ggF, ZH and ttH since they are not accessible as specific channels (nor will they be in run 2)
- With much larger statistics, it would be interesting to measure specifically the signal strength or effective coupling squared for any of the above i to H to f processes, where i denotes the production and f denotes the decay

Coupling measurements: how is this done?

- Many different final discriminant distributions combined



- Purity varies between categories (especially for production modes)
- A total of O(100) categories for each experiment are combined

$$\begin{aligned}
 n_{\text{signal}}(k) &= \mathcal{L}(k) \times \sum_i \sum_f \left\{ \sigma_i \times A_i^f(k) \times \varepsilon_i^f(k) \times \text{BR}^f \right\}, \\
 &= \mathcal{L}(k) \times \sum_i \sum_f \mu_i \mu^f \left\{ \sigma_i^{\text{SM}} \times A_i^f(k) \times \varepsilon_i^f(k) \times \text{BR}_{\text{SM}}^f \right\}
 \end{aligned}$$

\mathcal{L} : integrated luminosity,
 A : acceptance,
 ε : efficiency

Signal yield

Coupling measurements: how is this done?

Channel	References for individual publications		Signal strength [μ] from results in this paper (Section 5.2)		Signal significance [σ]	
	ATLAS	CMS	ATLAS	CMS	ATLAS	CMS
$H \rightarrow \gamma\gamma$	[51]	[52]	$1.15^{+0.27}_{-0.25}$ ($^{+0.26}_{-0.24}$)	$1.12^{+0.25}_{-0.23}$ ($^{+0.24}_{-0.22}$)	5.0 (4.6)	5.6 (5.1)
$H \rightarrow ZZ \rightarrow 4\ell$	[53]	[54]	$1.51^{+0.39}_{-0.34}$ ($^{+0.33}_{-0.27}$)	$1.05^{+0.32}_{-0.27}$ ($^{+0.31}_{-0.26}$)	6.6 (5.5)	7.0 (6.8)
$H \rightarrow WW$	[55,56]	[57]	$1.23^{+0.23}_{-0.21}$ ($^{+0.21}_{-0.20}$)	$0.91^{+0.24}_{-0.21}$ ($^{+0.23}_{-0.20}$)	6.8 (5.8)	4.8 (5.6)
$H \rightarrow \tau\tau$	[58]	[59]	$1.41^{+0.40}_{-0.35}$ ($^{+0.37}_{-0.33}$)	$0.89^{+0.31}_{-0.28}$ ($^{+0.31}_{-0.29}$)	4.4 (3.3)	3.4 (3.7)
$H \rightarrow bb$	[38]	[39]	$0.62^{+0.37}_{-0.36}$ ($^{+0.39}_{-0.37}$)	$0.81^{+0.45}_{-0.42}$ ($^{+0.45}_{-0.43}$)	1.7 (2.7)	2.0 (2.5)
$H \rightarrow \mu\mu$	[60]	[61]	-0.7 ± 3.6 (± 3.6)	0.8 ± 3.5 (± 3.5)		
ttH production	[28, 62, 63]	[65]	$1.9^{+0.8}_{-0.7}$ ($^{+0.72}_{-0.66}$)	$2.9^{+1.0}_{-0.9}$ ($^{+0.88}_{-0.80}$)	2.7 (1.6)	3.6 (1.3)

Coupling measurements: how is this done?

- Purity varies between categories (especially for production modes)
- A total of $O(100)$ categories for each experiment are combined

$$n_{\text{signal}}(k) = \mathcal{L}(k) \times \sum_i \sum_f \left\{ \sigma_i \times A_i^f(k) \times \varepsilon_i^f(k) \times \text{BR}^f \right\},$$

\mathcal{L} : integrated luminosity,

A : acceptance,

ε : efficiency

$$= \mathcal{L}(k) \times \sum_i \sum_f \mu_i \mu^f \left\{ \sigma_i^{\text{SM}} \times A_i^f(k) \times \varepsilon_i^f(k) \times \text{BR}_{\text{SM}}^f \right\}$$

Signal
yield

- Cannot measure σ_i, BR^f or μ_i, μ_f at the same time, need to measure ratios or make additional assumptions
- Measuring ratios is done through a generic parameterisation of the above yields or of $\sigma_i \times \text{BR}^f$, such that there is no dependence on the inclusive theory cross section uncertainties (signal strength measurements) or such that one tests directly for deviations of the couplings of the Higgs boson from their SM values (κ framework)
- Additional assumptions in the narrow-width approximation allow measurements of production or decay signal strengths
- Additional assumptions about BSM physics (for example $\text{BR}_{\text{BSM}} = 0$) allow measurements of absolute coupling strengths

$$\Gamma_H = \frac{\kappa_H^2 \cdot \Gamma_H^{\text{SM}}}{1 - \text{BR}_{\text{BSM}}}$$

Coupling measurements: how is this done?

Production	Loops	Interference	Multiplicative factor
$\sigma(ggF)$	✓	$b-t$	$\kappa_g^2 \sim 1.06 \cdot \kappa_t^2 + 0.01 \cdot \kappa_b^2 - 0.07 \cdot \kappa_t \kappa_b$
$\sigma(VBF)$	-	-	$\sim 0.74 \cdot \kappa_W^2 + 0.26 \cdot \kappa_Z^2$
$\sigma(WH)$	-	-	$\sim \kappa_W^2$
$\sigma(qq/qg \rightarrow ZH)$	-	-	$\sim \kappa_Z^2$
$\sigma(gg \rightarrow ZH)$	✓	$Z-t$	$\sim 2.27 \cdot \kappa_Z^2 + 0.37 \cdot \kappa_t^2 - 1.64 \cdot \kappa_Z \kappa_t$
$\sigma(ttH)$	-	-	$\sim \kappa_t^2$
$\sigma(gb \rightarrow WtH)$	-	$W-t$	$\sim 1.84 \cdot \kappa_t^2 + 1.57 \cdot \kappa_W^2 - 2.41 \cdot \kappa_t \kappa_W$
$\sigma(qb \rightarrow tHq)$	-	$W-t$	$\sim 3.4 \cdot \kappa_t^2 + 3.56 \cdot \kappa_W^2 - 5.96 \cdot \kappa_t \kappa_W$
$\sigma(bbH)$	-	-	$\sim \kappa_b^2$
Partial decay width			
Γ^{ZZ}	-	-	$\sim \kappa_Z^2$
Γ^{WW}	-	-	$\sim \kappa_W^2$
$\Gamma^{\gamma\gamma}$	✓	$W-t$	$\kappa_\gamma^2 \sim 1.59 \cdot \kappa_W^2 + 0.07 \cdot \kappa_t^2 - 0.66 \cdot \kappa_W \kappa_t$
$\Gamma^{\tau\tau}$	-	-	$\sim \kappa_\tau^2$
Γ^{bb}	-	-	$\sim \kappa_b^2$
$\Gamma^{\mu\mu}$	-	-	$\sim \kappa_\mu^2$
Total width for $BR_{BSM} = 0$			
Γ_H	✓	-	$\kappa_H^2 \sim 0.57 \cdot \kappa_b^2 + 0.22 \cdot \kappa_W^2 + 0.09 \cdot \kappa_g^2 + 0.06 \cdot \kappa_t^2 + 0.03 \cdot \kappa_Z^2 + 0.03 \cdot \kappa_c^2 + 0.0023 \cdot \kappa_\gamma^2 + 0.0016 \cdot \kappa_{Z\gamma}^2 + 0.0001 \cdot \kappa_s^2 + 0.00022 \cdot \kappa_\mu^2$

Coupling measurements: how is this done?

Production	Loops	Interference	Multiplicative factor
$\sigma(ggF)$	✓	$b-t$	$\kappa_g^2 \sim 1.06 \cdot \kappa_t^2 + 0.01 \cdot \kappa_b^2 - 0.07 \cdot \kappa_t \kappa_b$
$\sigma(VBF)$	-	-	$\sim 0.74 \cdot \kappa_W^2 + 0.26 \cdot \kappa_Z^2$
$\sigma(WH)$	-	-	$\sim \kappa_W^2$
$\sigma(qq/qg \rightarrow ZH)$	-	-	$\sim \kappa_Z^2$
$\sigma(gg \rightarrow ZH)$	✓	$Z-t$	$\sim 2.27 \cdot \kappa_Z^2 + 0.37 \cdot \kappa_t^2 - 1.64 \cdot \kappa_Z \kappa_t$
$\sigma(ttH)$	-	-	$\sim \kappa_t^2$
$\sigma(gb \rightarrow WtH)$	-	$W-t$	$\sim 1.84 \cdot \kappa_t^2 + 1.57 \cdot \kappa_W^2 - 2.41 \cdot \kappa_t \kappa_W$
$\sigma(qb \rightarrow tHq)$	-	$W-t$	$\sim 3.4 \cdot \kappa_t^2 + 3.56 \cdot \kappa_W^2 - 5.96 \cdot \kappa_t \kappa_W$
$\sigma(bbH)$	-	-	$\sim \kappa_b^2$
<hr/>			
Partial decay width			
Γ^{ZZ}	-	-	$\sim \kappa_Z^2$
Γ^{WW}	-	-	$\sim \kappa_W^2$
$\Gamma^{\gamma\gamma}$	✓	$W-t$	$\kappa_\gamma^2 \sim 1.59 \cdot \kappa_W^2 + 0.07 \cdot \kappa_t^2 - 0.66 \cdot \kappa_W \kappa_t$
$\Gamma^{\tau\tau}$	-	-	$\sim \kappa_\tau^2$
Γ^{bb}	-	-	$\sim \kappa_b^2$
$\Gamma^{\mu\mu}$	-	-	$\sim \kappa_\mu^2$

- The numerical factors depend on m_H but not only! They account for state-of-the-art QCD and EW corrections, so eg gg fusion and H to gg decay will not have the same expression exactly. Worse, the factors depend on kinematics!!

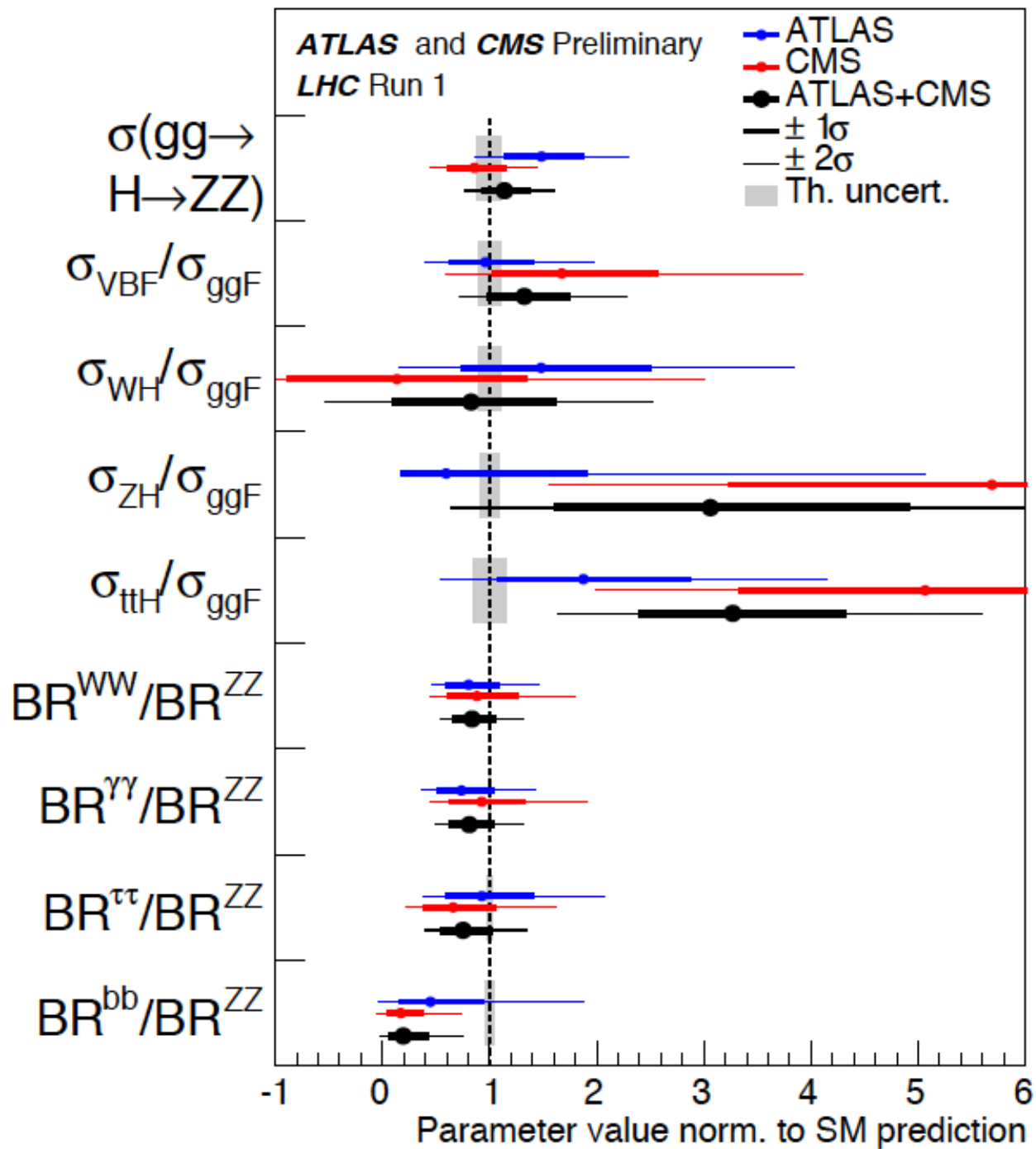
Coupling measurements: how is this done?

The product of the cross section and the branching ratio of $i \rightarrow H \rightarrow f$ can then be expressed using the ratios as:

$$\sigma_i \cdot \text{BR}^f = \sigma(gg \rightarrow H \rightarrow ZZ) \times \left(\frac{\sigma_i}{\sigma_{ggF}} \right) \times \left(\frac{\text{BR}^f}{\text{BR}^{ZZ}} \right), \quad (10)$$

where $\sigma(gg \rightarrow H \rightarrow ZZ) = \sigma_{ggF} \cdot \text{BR}^{ZZ}$ under the narrow width approximation. With $\sigma(gg \rightarrow H \rightarrow ZZ)$ constraining the normalisation, the ratios in Eq. 10 can be determined separately, based on the five production processes (ggF , VBF , WH , ZH and ttH) and five decay modes ($H \rightarrow ZZ$, $H \rightarrow WW$, $H \rightarrow \gamma\gamma$, $H \rightarrow \tau\tau$ and $H \rightarrow bb$). The combined fit results can be presented as a function of nine parameters of interest: one reference cross section times branching ratio, $\sigma(gg \rightarrow H \rightarrow ZZ)$, four ratios of production cross sections, σ_i/σ_{ggF} and four ratios of branching ratios, $\text{BR}^f/\text{BR}^{ZZ}$ as shown in Table 6.

- The equation above is free of any theory uncertainties on the inclusive cross sections. However, the yields in each channel assume the SM Higgs boson production and decay kinematics and are subject to theory uncertainties (QCD scales, PDFs, jet binning, parton shower, underlying event).
- Note that in this parameterisation, as in all signal strength parameterisations, the assumptions for the unaccessible decay channels are different from the ones in the κ framework.
- Here H to cc and H to gg are included in H to bb .
And H to $Z\gamma$ is included in H to $\gamma\gamma$.



Coupling measurements: how is this done?

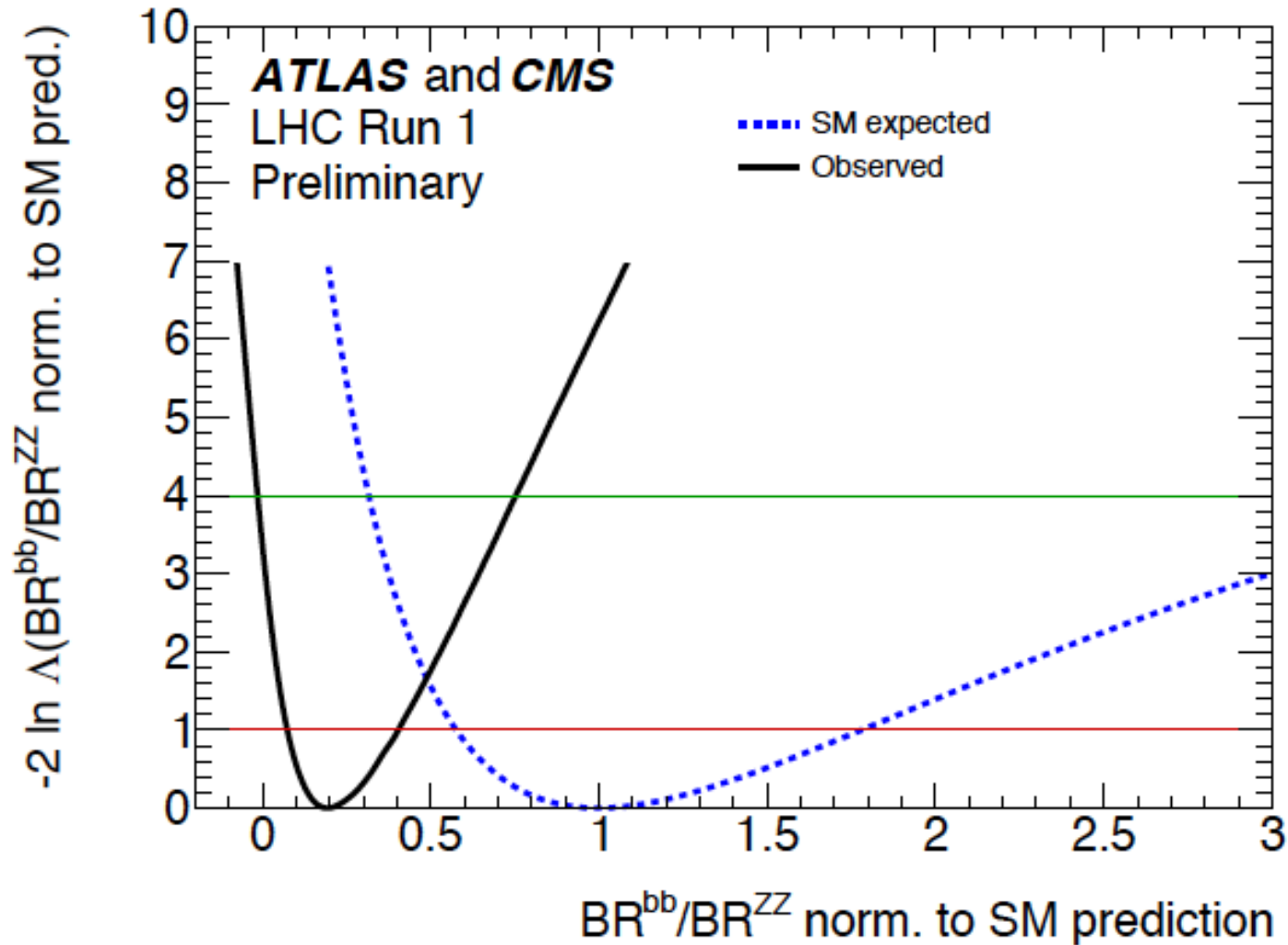
Parameter	SM prediction	Best-fit Uncertainty			Best-fit Uncertainty			Best-fit Uncertainty		
		value	Stat	Syst	value	Stat	Syst	value	Stat	Syst
		ATLAS+CMS			ATLAS			CMS		
$\sigma(gg \rightarrow H \rightarrow ZZ)$ (pb)	0.513 ± 0.057	0.58 ^{+0.11} _{-0.10} (^{+0.11} _{-0.10})	^{+0.11} _{-0.10} (^{+0.11} _{-0.09})	^{+0.03} _{-0.02} (^{+0.03} _{-0.02})	0.76 ^{+0.19} _{-0.17} (^{+0.16} _{-0.14})	^{+0.19} _{-0.16} (^{+0.16} _{-0.13})	^{+0.05} _{-0.04} (^{+0.04} _{-0.03})	0.44 ^{+0.14} _{-0.11} (^{+0.15} _{-0.13})	^{+0.13} _{-0.11} (^{+0.15} _{-0.13})	^{+0.05} _{-0.03} (^{+0.04} _{-0.03})
$\sigma_{\text{VBF}}/\sigma_{\text{ggF}}$	0.082 ± 0.009	0.11 ^{+0.03} _{-0.03} (^{+0.03} _{-0.02})	^{+0.03} _{-0.02} (^{+0.02} _{-0.02})	^{+0.02} _{-0.01} (^{+0.02} _{-0.01})	0.08 ^{+0.03} _{-0.03} (^{+0.04} _{-0.03})	^{+0.03} _{-0.02} (^{+0.04} _{-0.03})	^{+0.02} _{-0.01} (^{+0.02} _{-0.01})	0.14 ^{+0.07} _{-0.05} (^{+0.04} _{-0.03})	^{+0.06} _{-0.05} (^{+0.04} _{-0.03})	^{+0.04} _{-0.02} (^{+0.02} _{-0.01})
$\sigma_{WH}/\sigma_{\text{ggF}}$	0.037 ± 0.004	0.03 ^{+0.03} _{-0.03} (^{+0.02} _{-0.02})	^{+0.02} _{-0.02} (^{+0.02} _{-0.02})	^{+0.01} _{-0.01} (^{+0.01} _{-0.01})	0.05 ^{+0.04} _{-0.03} (^{+0.03} _{-0.02})	^{+0.03} _{-0.02} (^{+0.03} _{-0.02})	^{+0.02} _{-0.01} (^{+0.02} _{-0.01})	0.01 ^{+0.04} _{-0.04} (^{+0.03} _{-0.02})	^{+0.04} _{-0.03} (^{+0.03} _{-0.02})	^{+0.02} _{-0.02} (^{+0.02} _{-0.01})
$\sigma_{ZH}/\sigma_{\text{ggF}}$	0.022 ± 0.002	0.07 ^{+0.04} _{-0.03} (^{+0.02} _{-0.01})	^{+0.03} _{-0.03} (^{+0.01} _{-0.01})	^{+0.02} _{-0.02} (^{+0.01} _{-0.00})	0.01 ^{+0.03} _{-0.01} (^{+0.03} _{-0.01})	^{+0.02} _{-0.01} (^{+0.02} _{-0.01})	^{+0.02} _{-0.01} (^{+0.01} _{-0.01})	0.13 ^{+0.08} _{-0.05} (^{+0.02} _{-0.01})	^{+0.06} _{-0.05} (^{+0.02} _{-0.01})	^{+0.04} _{-0.03} (^{+0.01} _{-0.01})
$\sigma_{tH}/\sigma_{\text{ggF}}$	0.0067 ± 0.0010	0.022 ^{+0.007} _{-0.006} (^{+0.004} _{-0.004})	^{+0.005} _{-0.005} (^{+0.003} _{-0.003})	^{+0.004} _{-0.003} (^{+0.003} _{-0.002})	0.013 ^{+0.007} _{-0.005} (^{+0.006} _{-0.004})	^{+0.005} _{-0.004} (^{+0.005} _{-0.004})	^{+0.004} _{-0.003} (^{+0.004} _{-0.003})	0.034 ^{+0.016} _{-0.012} (^{+0.007} _{-0.005})	^{+0.012} _{-0.010} (^{+0.005} _{-0.004})	^{+0.010} _{-0.006} (^{+0.004} _{-0.004})
$\text{BR}^{WW}/\text{BR}^{ZZ}$	$8.10 \pm < 0.01$	6.8 ^{+1.7} _{-1.3} (^{+2.2} _{-1.7})	^{+1.5} _{-1.2} (^{+2.0} _{-1.6})	^{+0.7} _{-0.5} (^{+0.9} _{-0.7})	6.5 ^{+2.2} _{-1.6} (^{+3.5} _{-2.4})	^{+2.0} _{-1.5} (^{+3.3} _{-2.2})	^{+0.9} _{-0.6} (^{+1.3} _{-0.9})	7.2 ^{+2.9} _{-2.1} (^{+3.2} _{-2.2})	^{+2.6} _{-1.8} (^{+2.9} _{-2.0})	^{+1.3} _{-0.9} (^{+1.4} _{-1.0})
$\text{BR}^{\gamma\gamma}/\text{BR}^{ZZ}$	0.085 ± 0.001	0.069 ^{+0.018} _{-0.015} (^{+0.025} _{-0.019})	^{+0.018} _{-0.014} (^{+0.024} _{-0.019})	^{+0.004} _{-0.003} (^{+0.006} _{-0.004})	0.063 ^{+0.024} _{-0.018} (^{+0.040} _{-0.027})	^{+0.023} _{-0.017} (^{+0.039} _{-0.027})	^{+0.008} _{-0.005} (^{+0.011} _{-0.006})	0.079 ^{+0.033} _{-0.023} (^{+0.035} _{-0.025})	^{+0.032} _{-0.023} (^{+0.034} _{-0.024})	^{+0.010} _{-0.006} (^{+0.008} _{-0.005})
$\text{BR}^{\tau\tau}/\text{BR}^{ZZ}$	2.36 ± 0.05	1.8 ^{+0.6} _{-0.5} (^{+0.9} _{-0.7})	^{+0.5} _{-0.4} (^{+0.8} _{-0.6})	^{+0.3} _{-0.2} (^{+0.5} _{-0.3})	2.2 ^{+1.1} _{-0.8} (^{+1.5} _{-1.0})	^{+0.9} _{-0.6} (^{+1.3} _{-0.9})	^{+0.6} _{-0.4} (^{+0.8} _{-0.5})	1.6 ^{+0.9} _{-0.6} (^{+1.2} _{-0.9})	^{+0.8} _{-0.5} (^{+1.0} _{-0.7})	^{+0.5} _{-0.3} (^{+0.7} _{-0.4})
$\text{BR}^{bb}/\text{BR}^{ZZ}$	21.6 ± 1.0	4.2 ^{+4.6} _{-2.6} (^{+16.9} _{-9.1})	^{+2.8} _{-2.0} (^{+13.9} _{-7.9})	^{+3.6} _{-1.7} (^{+9.5} _{-4.4})	9.7 ^{+10.2} _{-5.8} (^{+29.4} _{-11.8})	^{+7.4} _{-4.4} (^{+24.3} _{-10.5})	^{+7.0} _{-3.8} (^{+16.7} _{-5.4})	3.7 ^{+4.1} _{-2.4} (^{+29.4} _{-11.9})	^{+3.1} _{-1.9} (^{+23.4} _{-10.4})	^{+2.7} _{-1.6} (^{+17.7} _{-5.9})

Coupling measurements: how is this done?

Parameter	SM prediction	Best-fit value	Uncertainty				
			Stat	Expt	Thbgd	Thsig	
ATLAS+CMS							
$\sigma(gg \rightarrow H \rightarrow ZZ)$ (pb)	0.513 ± 0.057	0.58	$^{+0.11}_{-0.10}$ ($^{+0.11}_{-0.10}$)	$^{+0.11}_{-0.10}$ ($^{+0.11}_{-0.09}$)	$^{+0.02}_{-0.02}$ ($^{+0.02}_{-0.02}$)	$^{+0.01}_{-0.01}$ ($^{+0.01}_{-0.01}$)	$^{+0.01}_{-0.01}$ ($^{+0.01}_{-0.01}$)
$\sigma_{\text{VBF}}/\sigma_{\text{ggF}}$	0.082 ± 0.009	0.11	$^{+0.03}_{-0.03}$ ($^{+0.03}_{-0.02}$)	$^{+0.03}_{-0.02}$ ($^{+0.02}_{-0.02}$)	$^{+0.01}_{-0.01}$ ($^{+0.01}_{-0.01}$)	$^{+0.01}_{-0.00}$ ($^{+0.00}_{-0.00}$)	$^{+0.01}_{-0.01}$ ($^{+0.01}_{-0.01}$)
ATLAS+CMS							
$\sigma(gg \rightarrow H \rightarrow WW)$ (pb)	4.15 ± 0.47	3.97	$^{+0.63}_{-0.60}$ ($^{+0.65}_{-0.62}$)	$^{+0.46}_{-0.45}$ ($^{+0.47}_{-0.46}$)	$^{+0.32}_{-0.29}$ ($^{+0.33}_{-0.30}$)	$^{+0.24}_{-0.23}$ ($^{+0.26}_{-0.25}$)	$^{+0.16}_{-0.12}$ ($^{+0.16}_{-0.12}$)
$\sigma_{\text{VBF}}/\sigma_{\text{ggF}}$	0.082 ± 0.009	0.11	$^{+0.03}_{-0.03}$ ($^{+0.03}_{-0.02}$)	$^{+0.03}_{-0.02}$ ($^{+0.02}_{-0.02}$)	$^{+0.01}_{-0.01}$ ($^{+0.01}_{-0.01}$)	$^{+0.01}_{-0.00}$ ($^{+0.01}_{-0.00}$)	$^{+0.01}_{-0.01}$ ($^{+0.01}_{-0.01}$)

- Overall precision on H to WW is the best
- But systematic uncertainty is much smaller for H to ZZ

Coupling measurements: how is this done?



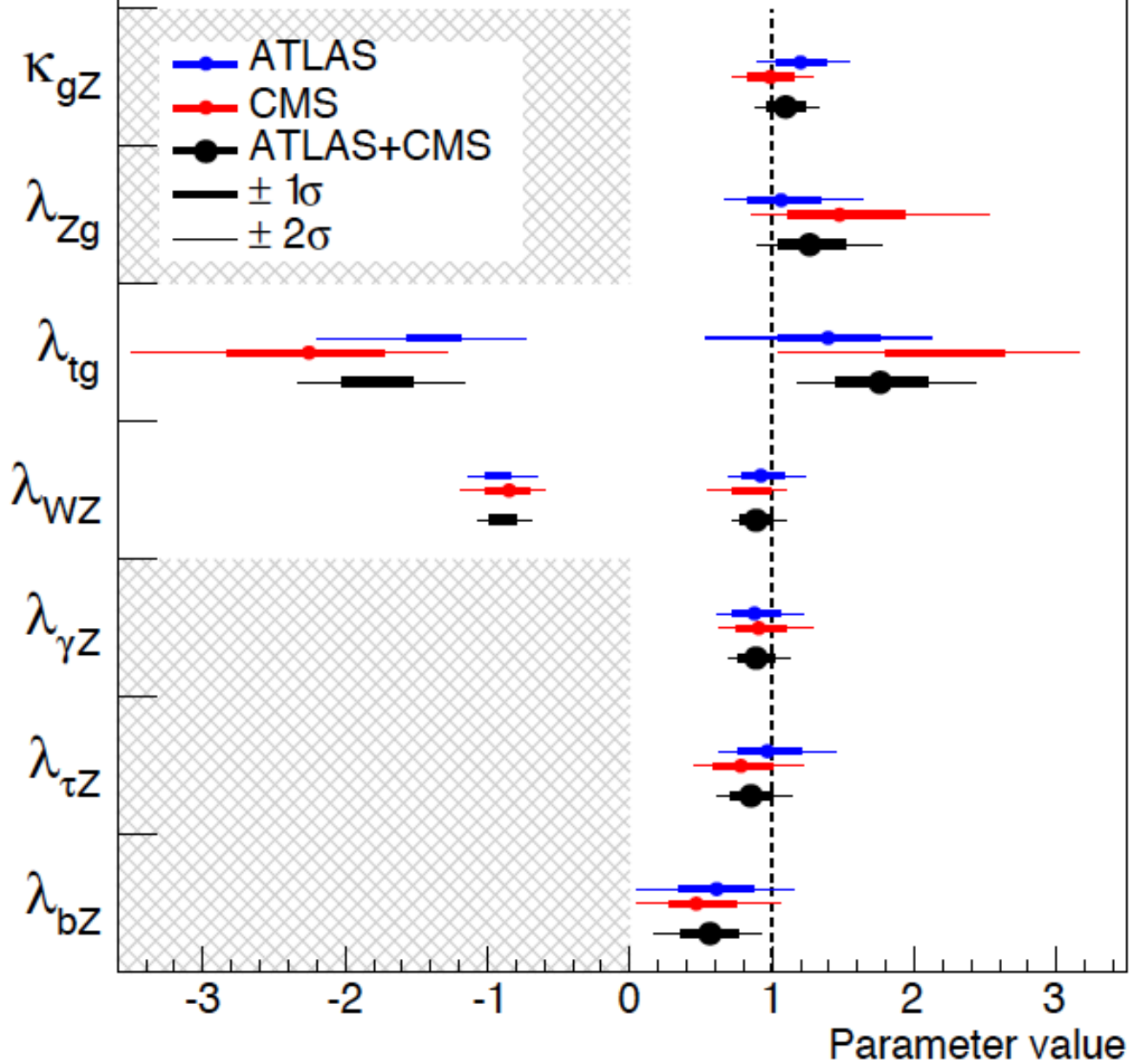
- In this parameterisation, the rather high values of σ_{ttH} and σ_{ZH} observed, especially by CMS, are not observed in H to bb decays, so BR^{bb} decreases
- This is much less the case when measuring μ^{bb} assuming SM for production

Coupling measurements: how is this done?

σ and BR ratio model	Coupling-strength ratio model	
$\sigma(gg \rightarrow H \rightarrow ZZ)$	$\kappa_{gZ} = \kappa_g \cdot \kappa_Z / \kappa_H$	In this parameterization $BR^{ZZ}, BR^{WW}, \sigma_{WH}, \sigma_{WH}$ and σ_{VBF} are function of κ_Z and κ_W e.g. for example $\sigma_{WH} / \sigma_{ggF} \sim (\lambda_{WZ} / \lambda_{zg})^2$
$\sigma_{VBF} / \sigma_{ggF}$	$\lambda_{Zg} = \kappa_Z / \kappa_g$	
$\sigma_{WH} / \sigma_{ggF}$	$\lambda_{tg} = \kappa_t / \kappa_g$	
$\sigma_{ZH} / \sigma_{ggF}$	$\lambda_{WZ} = \kappa_W / \kappa_Z$	
$\sigma_{ttH} / \sigma_{ggF}$	$\lambda_{\gamma Z} = \kappa_\gamma / \kappa_Z$	
BR^{WW} / BR^{ZZ}	$\lambda_{\tau Z} = \kappa_\tau / \kappa_Z$	
$BR^{\gamma\gamma} / BR^{ZZ}$	$\lambda_{bZ} = \kappa_b / \kappa_Z$	
$BR^{\tau\tau} / BR^{ZZ}$		
BR^{bb} / BR^{ZZ}		

- In the κ framework, H to ZZ was chosen as a reference a long time ago (before data-taking).
- The relationships between the two parameterisations can be seen in the table above.
- The two are not equivalent, however, because the additional assumptions concerning small channels are different, namely in the κ framework $\kappa_c = \kappa_t, \kappa_\mu = \kappa_\tau$, and $\kappa_s = \kappa_b$

ATLAS and CMS Preliminary
LHC Run 1

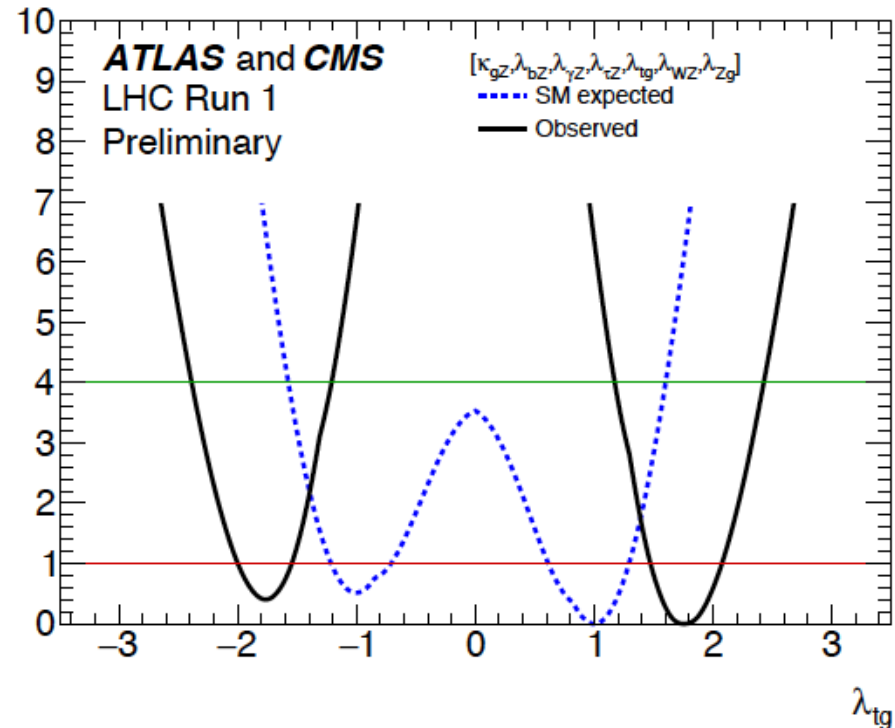
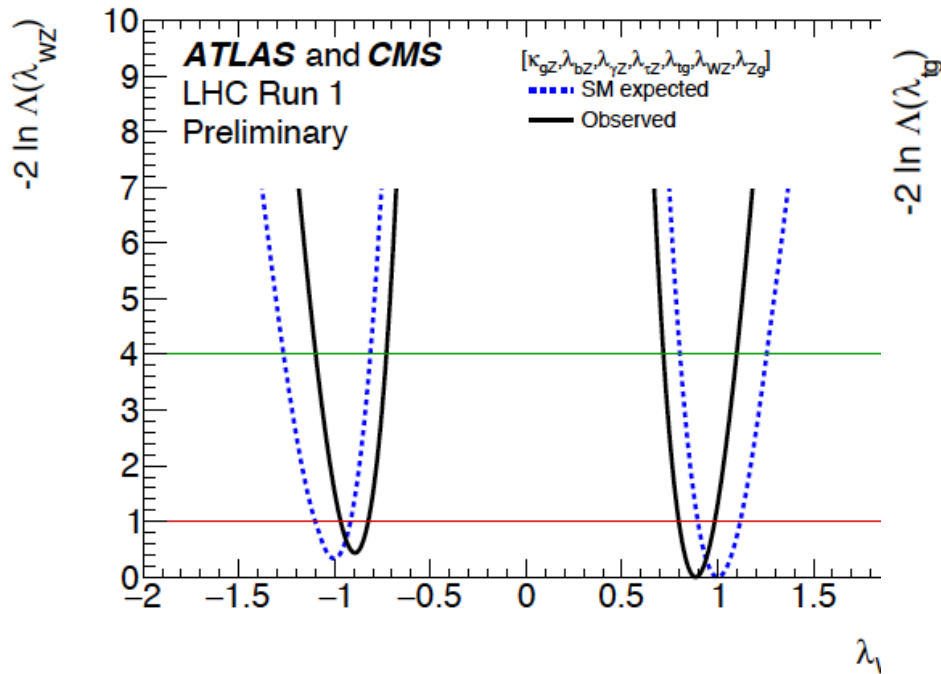


Coupling measurements: how is this done?

Parameter	Best-fit			Uncertainty			Best-fit	Uncertainty				
	value	Stat	Syst	value	Stat	Syst		value	Stat	Syst		
	ATLAS+CMS						ATLAS			CMS		
$\kappa_{gZ} = \kappa_g \cdot \kappa_Z / \kappa_H$	1.10	+0.11 -0.11 (+0.11) (-0.11)	+0.09 -0.09 (+0.09) (-0.09)	+0.07 -0.06 (+0.06) (-0.05)	1.20	+0.16 -0.15 (+0.16) (-0.15)	+0.14 -0.14 (+0.14) (-0.13)	+0.08 -0.06 (+0.07) (-0.06)	0.99	+0.14 -0.13 (+0.15) (-0.14)	+0.12 -0.12 (+0.13) (-0.12)	+0.07 -0.06 (+0.07) (-0.06)
$\lambda_{Zg} = \kappa_Z / \kappa_g$	1.26	+0.23 -0.19 (+0.20) (-0.17)	+0.18 -0.16 (+0.15) (-0.14)	+0.15 -0.12 (+0.12) (-0.10)	1.06	+0.26 -0.21 (+0.28) (-0.23)	+0.21 -0.18 (+0.23) (-0.20)	+0.14 -0.11 (+0.16) (-0.11)	1.47	+0.44 -0.34 (+0.27) (-0.23)	+0.34 -0.28 (+0.22) (-0.19)	+0.29 -0.19 (+0.17) (-0.12)
$\lambda_{tg} = \kappa_t / \kappa_g$	1.76	+0.32 -0.29 (+0.29) (-0.39)	+0.21 -0.20 (+0.20) (-0.21)	+0.23 -0.20 (+0.21) (-0.24)	1.39	+0.34 -0.33 (+0.38) (-0.54)	+0.25 -0.24 (+0.28) (-0.28)	+0.23 -0.22 (+0.26) (-0.33)	-2.25	+0.51 -0.55 (+0.42) (-0.64)	+0.39 -0.36 (+0.31) (-0.33)	+0.39 -0.30 (+0.29) (-0.46)
$\lambda_{WZ} = \kappa_W / \kappa_Z$	0.89	+0.10 -0.09 (+0.12) (-0.10)	+0.09 -0.08 (+0.11) (-0.09)	+0.04 -0.04 (+0.05) (-0.04)	0.92	+0.14 -0.12 (+0.18) (-0.15)	+0.13 -0.11 (+0.16) (-0.13)	+0.05 -0.04 (+0.07) (-0.06)	-0.85	+0.13 -0.15 (+0.17) (-0.14)	+0.13 -0.11 (+0.15) (-0.13)	+0.07 -0.06 (+0.07) (-0.07)
$\lambda_{\gamma Z} = \kappa_\gamma / \kappa_Z$	0.89	+0.11 -0.10 (+0.13) (-0.12)	+0.11 -0.09 (+0.13) (-0.11)	+0.04 -0.03 (+0.04) (-0.03)	0.88	+0.16 -0.14 (+0.20) (-0.17)	+0.15 -0.13 (+0.19) (-0.17)	+0.04 -0.03 (+0.06) (-0.04)	0.91	+0.17 -0.14 (+0.18) (-0.16)	+0.16 -0.13 (+0.17) (-0.15)	+0.05 -0.04 (+0.05) (-0.04)
$\lambda_{\tau Z} = \kappa_\tau / \kappa_Z$	0.85	+0.14 -0.12 (+0.17) (-0.15)	+0.12 -0.10 (+0.14) (-0.13)	+0.07 -0.06 (+0.09) (-0.08)	0.97	+0.22 -0.18 (+0.27) (-0.23)	+0.18 -0.15 (+0.23) (-0.19)	+0.11 -0.09 (+0.14) (-0.12)	0.78	+0.20 -0.17 (+0.23) (-0.20)	+0.16 -0.15 (+0.19) (-0.17)	+0.10 -0.08 (+0.12) (-0.11)
$\lambda_{bZ} = \kappa_b / \kappa_Z$	0.56	+0.18 -0.18 (+0.25) (-0.22)	+0.12 -0.11 (+0.21) (-0.18)	+0.10 -0.11 (+0.14) (-0.11)	0.61	+0.24 -0.24 (+0.36) (-0.29)	+0.20 -0.18 (+0.31) (-0.24)	+0.14 -0.15 (+0.18) (-0.14)	0.47	+0.26 -0.17 (+0.38) (-0.37)	+0.17 -0.15 (+0.32) (-0.25)	+0.15 -0.16 (+0.20) (-0.17)

- In these measurements, despite the ratios, the theory uncertainties on the inclusive cross sections are cannot be removed.
- Nevertheless, some ratios have small theory uncertainties, eg $\lambda_{\gamma Z}$ and λ_{WZ}

Coupling measurements: how is this done?



- All parameters are allowed to have relative negative sign wrt each other in principle.
- Two can be tested currently since we have two processes involving interference effects which can be strong (gg to ZH and tH).
- As shown by the figures above, there is some sensitivity, but it is still marginal.
- This is similar to the better known κ_F vs κ_V plot

Stronger assumptions on signal strength: assess compatibility of measurements with SM

- μ is the so called signal strength ($\mu=1$ in the SM)
- $\mu_i = \frac{\sigma_i}{\sigma_i^{\text{SM}}}$ and $\mu^f = \frac{\text{BR}^f}{\text{BR}_{\text{SM}}^f}$ $\mu_i^f \equiv \frac{\sigma_i \cdot \text{BR}^f}{(\sigma_i \cdot \text{BR}^f)_{\text{SM}}} = \mu_i \times \mu^f$
- Most constrained parameterization: one single signal strength μ (and assuming the same at 7 and 8 TeV)

$$\mu = 1.09_{-0.10}^{+0.11} = 1.09_{-0.07}^{+0.07} \text{ (stat)} \quad {}_{-0.04}^{+0.04} \text{ (expt)} \quad {}_{-0.03}^{+0.03} \text{ (thbgd)} \quad {}_{-0.06}^{+0.07} \text{ (thsig)}$$

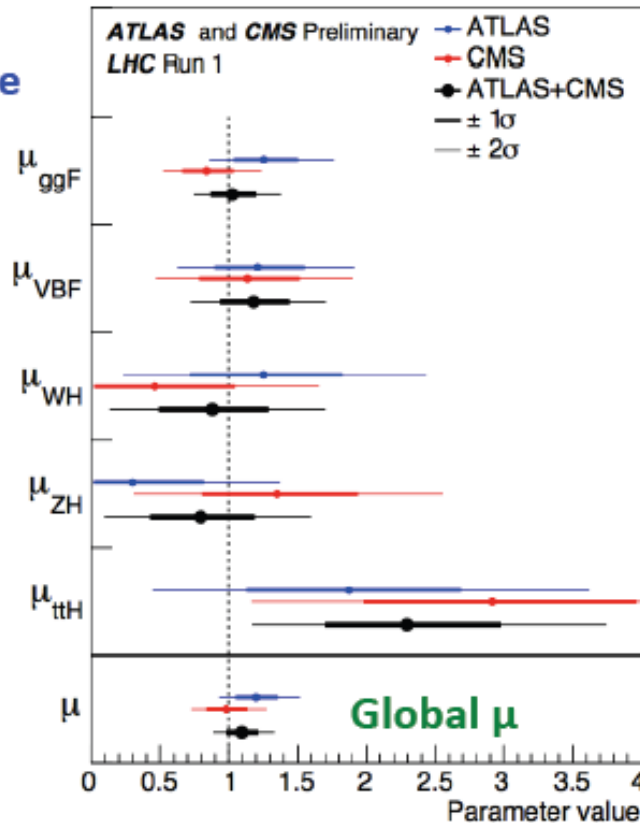
- Expected uncertainties very similar to observed
- Signal theory uncertainty due to QCD scale and PDF as large as statistical uncertainty. Being reduced from the theory side

Stronger assumptions on signal strength

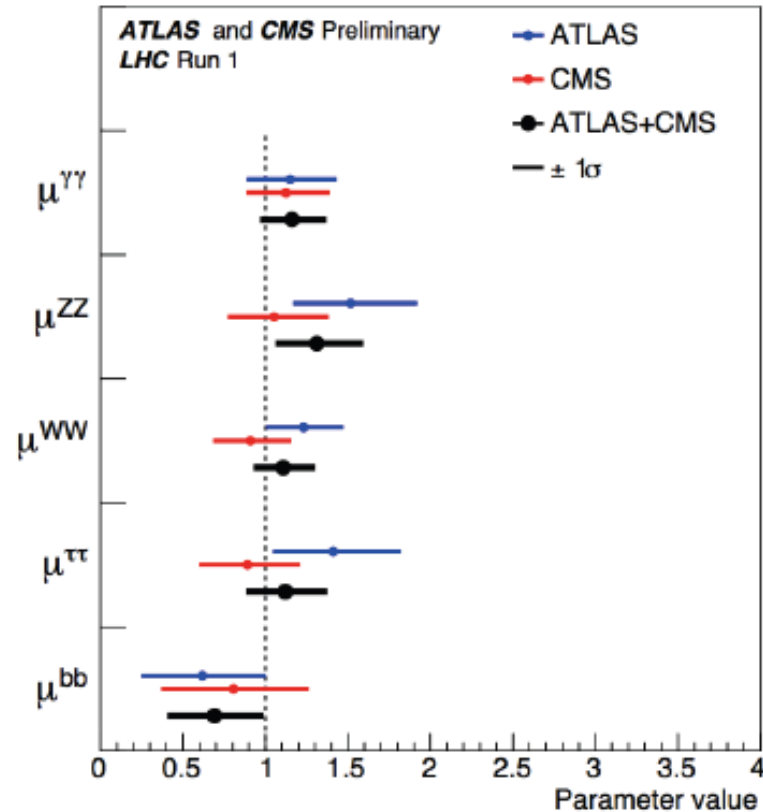
SM BRs assumed

SM production σ assumed

SM p-value
25%



SM p-value
60%



- Signal strengths in different channels are consistent with 1 (SM)
- Largest difference in ttH : 2.3σ excess with respect to SM

Stronger assumptions on signal strength

- Comparing likelihood of the best-fit with $\mu_{\text{prod}}=0$ and $\mu^{\text{decay}}=0$ we obtain:

Production process	Observed Significance(σ)	Expected Significance (σ)
VBF	5.4	4.7
WH	2.4	2.7
ZH	2.3	2.9
VH	3.5	4.2
ttH	4.4	2.0
Decay channel		
H$\rightarrow\tau\tau$	5.5	5.0
H \rightarrow bb	2.6	3.7

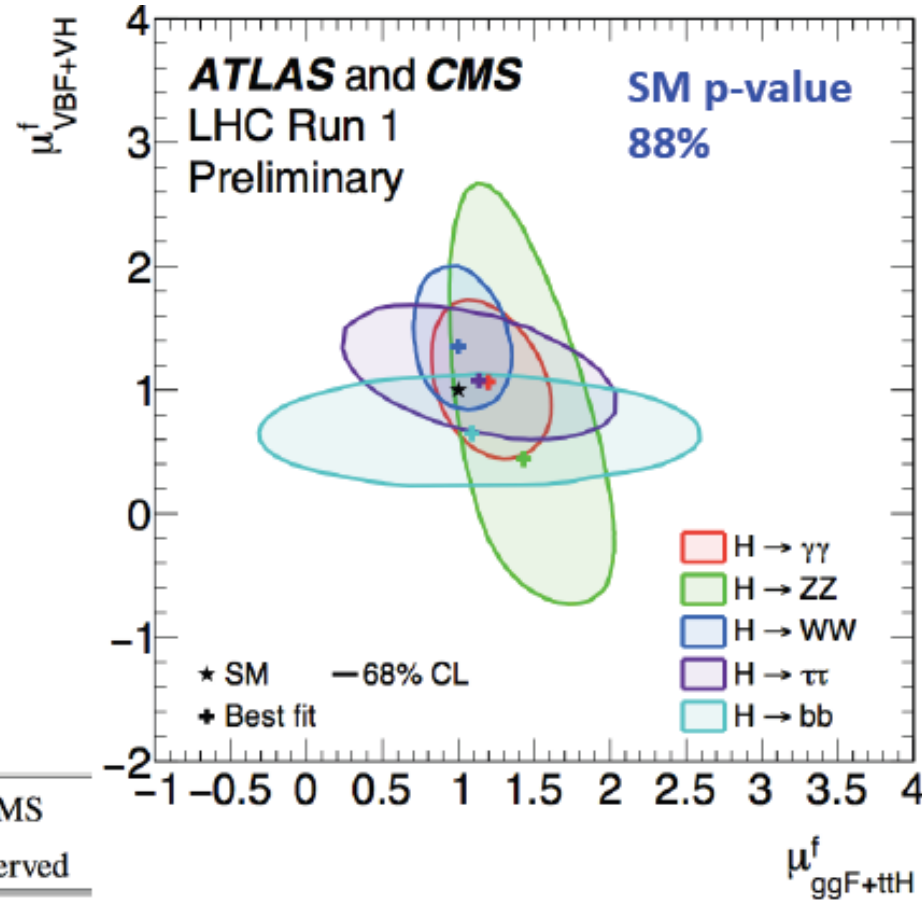
- Combination largely increases the sensitivity

VBF and H $\rightarrow\tau\tau$ now established at over 5 σ . Same as ggF and H \rightarrow ZZ, $\gamma\gamma$, WW from single experiments

Stronger assumptions on signal strength

- Can also fit μ_V^f vs μ_F^f per decay:
 - $\mu_V^f = \mu_{VBF+VH}^f$
 - $\mu_F^f = \mu_{ggF+ttH}^f$
- μ_V/μ_f can be measured in the different decay channels and combined:

$$\mu_V/\mu_f = 1.06^{+0.35}_{-0.27}$$

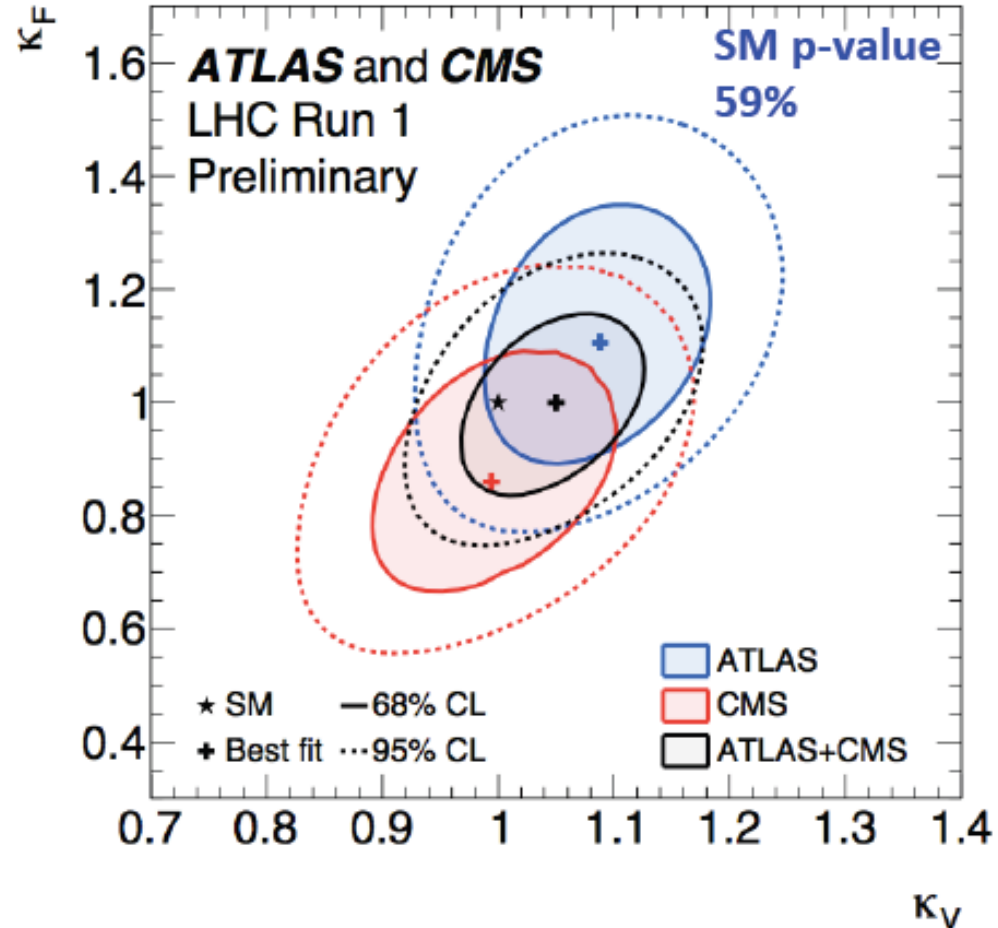
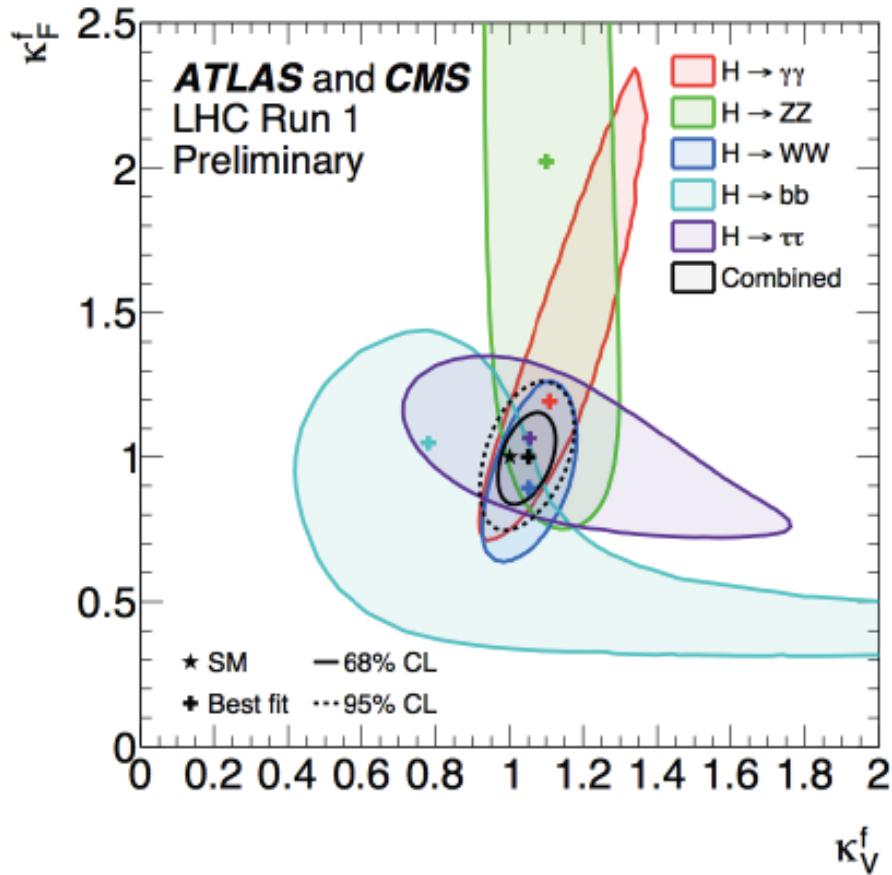


SM p-value
62%

Parameter	ATLAS+CMS observed	ATLAS+CMS expected unc.	ATLAS observed	CMS observed
μ_V/μ_F	$1.06^{+0.35}_{-0.27}$	$+0.34$ -0.26	$0.91^{+0.41}_{-0.30}$	$1.29^{+0.67}_{-0.46}$
$\mu_F^{\gamma\gamma}$	$1.13^{+0.24}_{-0.21}$	$+0.21$ -0.19	$1.18^{+0.33}_{-0.29}$	$1.03^{+0.30}_{-0.26}$
μ_F^{ZZ}	$1.29^{+0.29}_{-0.25}$	$+0.24$ -0.20	$1.54^{+0.44}_{-0.36}$	$1.00^{+0.33}_{-0.27}$
μ_F^{WW}	$1.08^{+0.22}_{-0.19}$	$+0.19$ -0.17	$1.26^{+0.29}_{-0.25}$	$0.85^{+0.25}_{-0.22}$
$\mu_F^{\tau\tau}$	$1.07^{+0.35}_{-0.28}$	$+0.32$ -0.27	$1.50^{+0.66}_{-0.49}$	$0.75^{+0.39}_{-0.29}$
$\mu_F^{b\bar{b}}$	$0.65^{+0.37}_{-0.28}$	$+0.45$ -0.34	$0.67^{+0.58}_{-0.42}$	$0.64^{+0.54}_{-0.36}$

Stronger assumptions on κ coupling modifiers: test for presence of BSM physics in Higgs sector

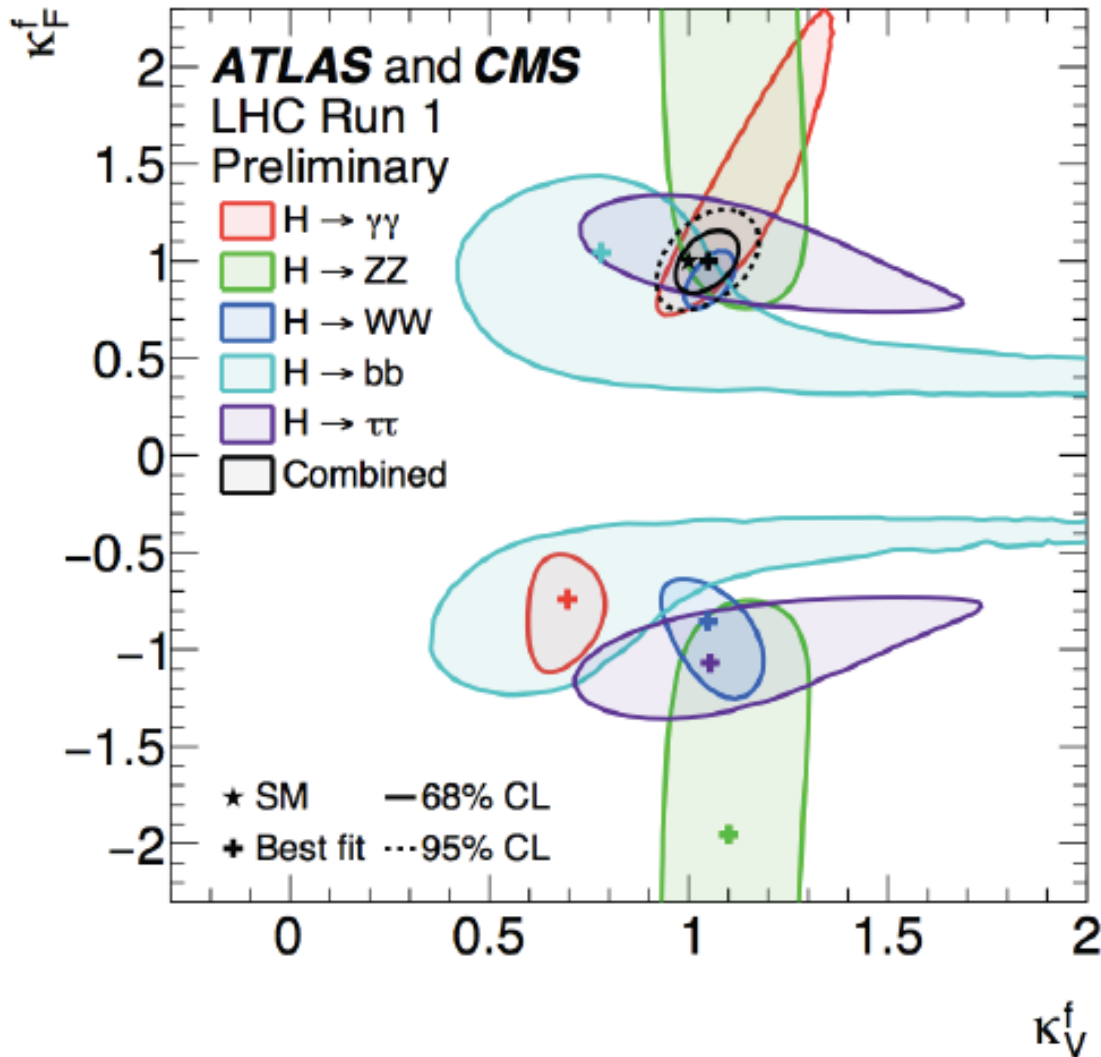
- All vector and fermion couplings are scaled by κ_V and κ_F



All results in agreement with SM ($\kappa_V = \kappa_f = 1$) within 1σ

Stronger assumptions on κ coupling modifiers

- Negative couplings would change sign of interference

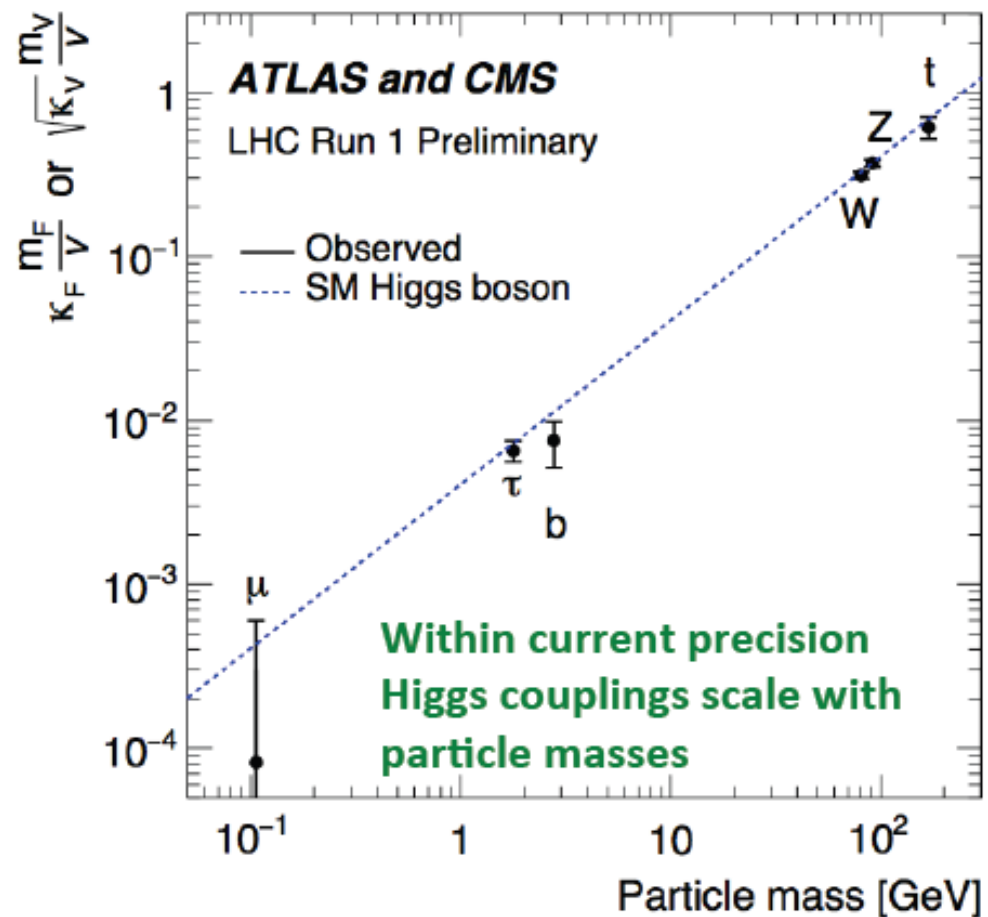
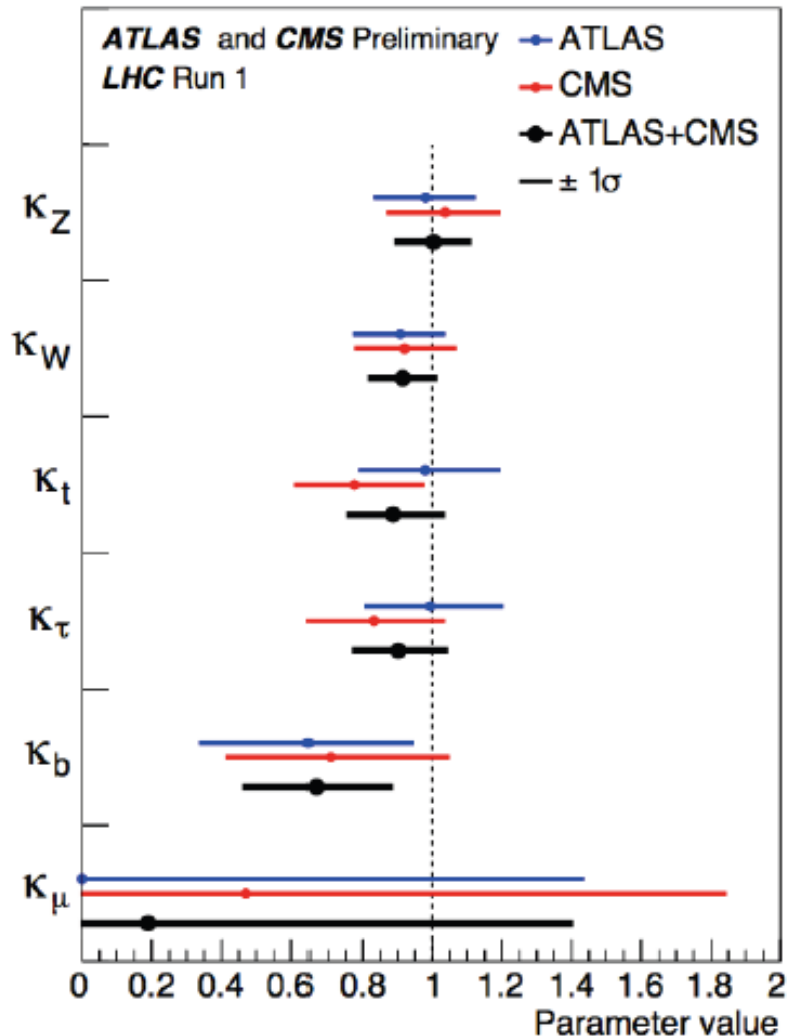


Almost 5 σ
exclusion of
 $\kappa_F < 0$

- The other two quadrants are symmetric with respect to (0,0), all physical quantities only depend on a product of two κ 's

Stronger assumptions on κ coupling modifiers: no BSM physics in the loops nor in the decays

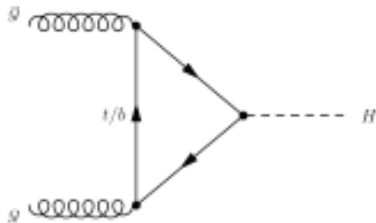
- Fitting the 5 main tree level coupling modifiers + κ_μ and resolving all the loops.



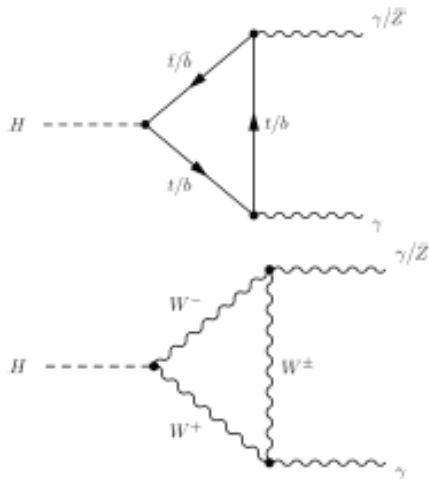
Stronger assumptions on κ coupling modifiers

- Assuming tree level couplings as in the SM and only modifications to the two main loops of ggF and $H \rightarrow \gamma\gamma$

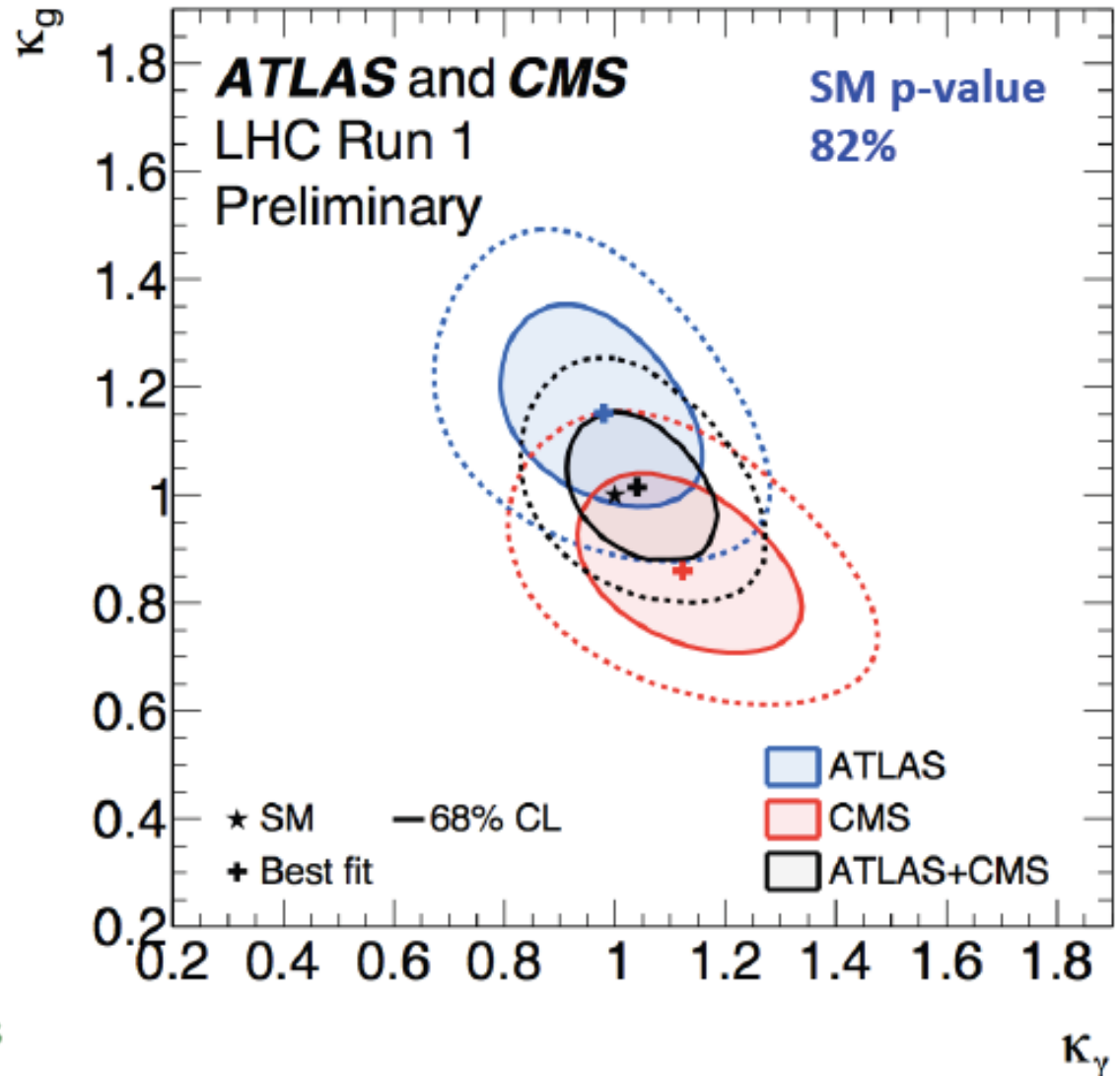
ggF loop



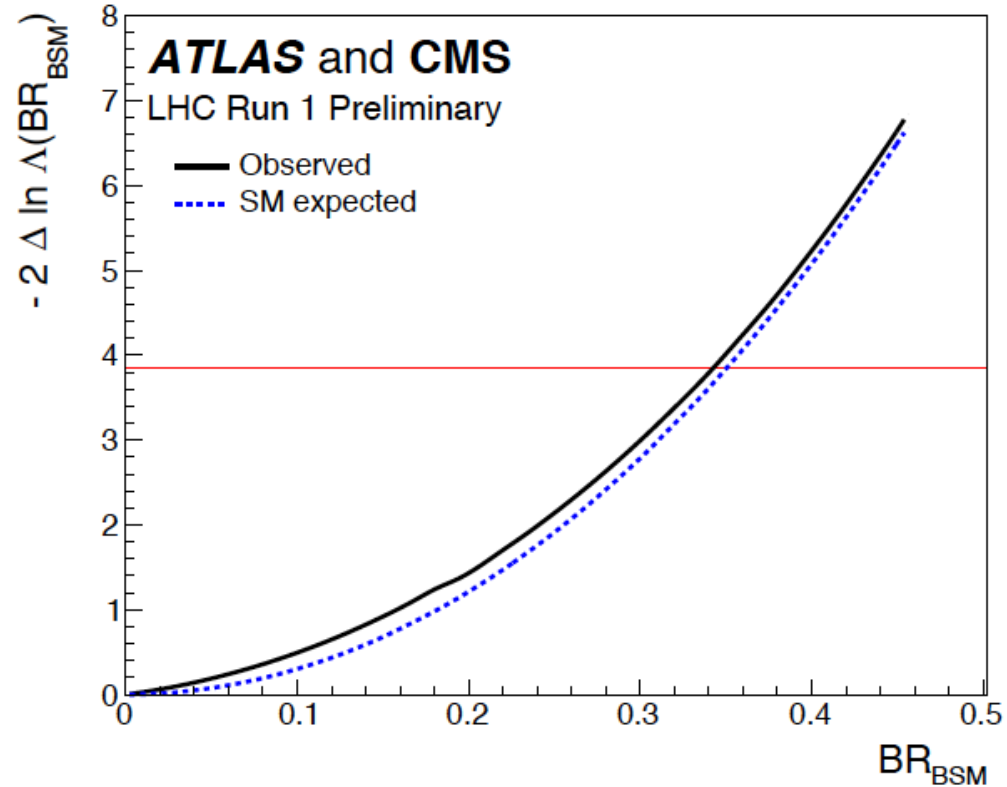
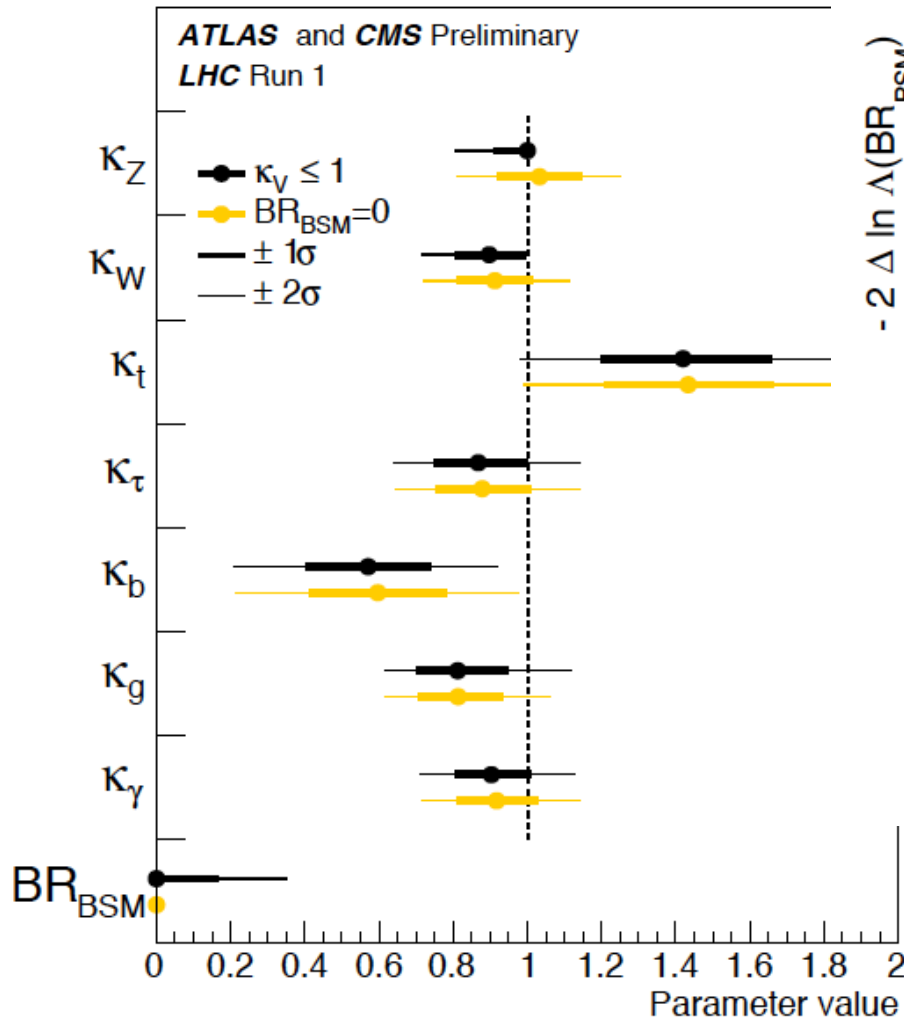
$H \rightarrow \gamma\gamma$ loop



Additional heavy fermions or charged Higgs boson would modify the effective couplings



Stronger assumptions on κ coupling modifiers: BSM physics in the loops only or in both loops and decays



- Here assume either $BR_{BSM} = 0$ or κ_W and $\kappa_Z < 1$
- In the latter case, extract limit on $BR_{BSM} < 34\%$ at 95 CL